



High Quality Stainless Steel Equipment
and furniture for the food industry



www.equuchef-me.com

CONTENT



Work tables

page 04



Tables with sink

page 18



Overshelves, stands

page 84



Auxiliary equipment

page 89



Storage cupboards,
storage racks, shelves

page 44



Trolleys, waste bins

page 78



Extractor hoods

page 90



WORK TABLES



- standard length of selected models up to 2800 mm
- work table with splashback on 6 legs to ensure maximum stability
- inner surface of worktop reinforced with laminated waterproofed board
- all tables fitted with adjustable feet
- optional lock fitting
- furniture produced according to AISI 304 standards
 - extra cost next to each individual item

- approximate permissible load per worktop or shelf is 70 kg/m². If heavier loads are expected, please contact us in order to modify the design

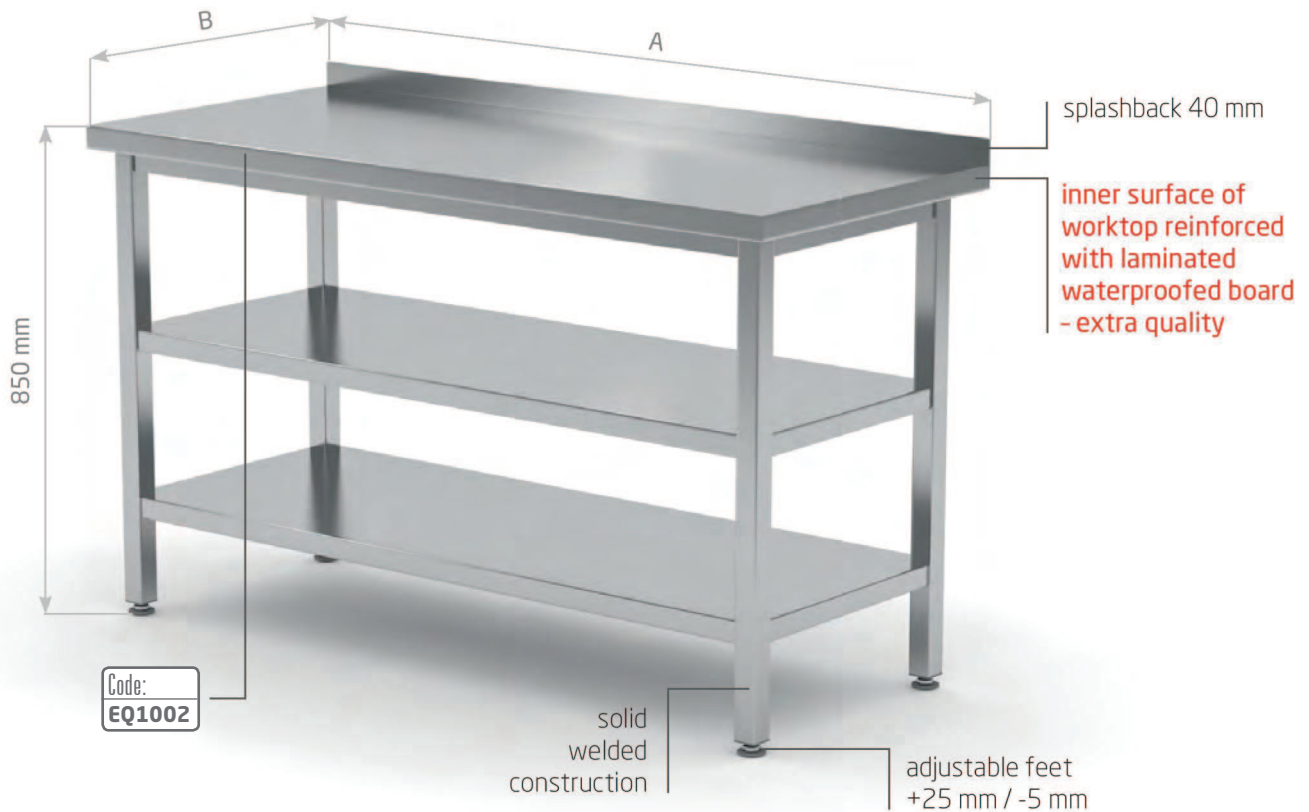
The logo for magnetix, featuring the word "magnetix" in a lowercase, sans-serif font inside a square border.

Innovative magnetic closure

The logo for 6 security legs, featuring the text "6 security legs" inside a square border.

6 legs ensuring stability and safety at work



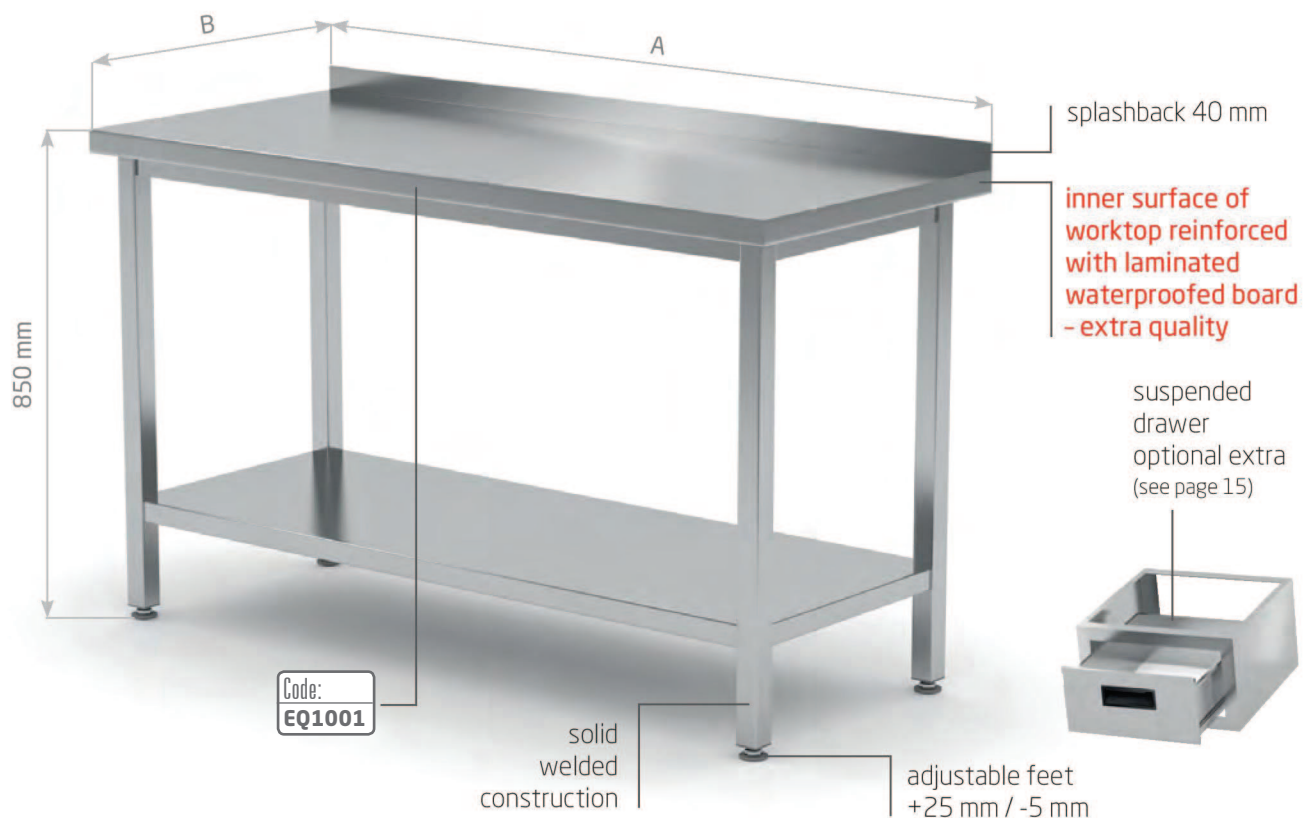


Work table with splashback and two undershelves



6
security
legs

A mm	B = 600 mm			B = 700 mm			A mm	B = 600 mm			B = 700 mm		
	code	weight kg	price	code	weight kg	price		code	weight kg	price	code	weight kg	price
400	EQ1002/A	16		EQ1002/A1	17		2000	EQ1002/Q	58		EQ1002/Q1	65	
500	EQ1002/B	18		EQ1002/B1	20		2100	EQ1002/R	61		EQ1002/R1	68	
600	EQ1002/C	21		EQ1002/C1	23		2200	EQ1002/S	63		EQ1002/S1	70	
700	EQ1002/D	23		EQ1002/D1	26		2300	EQ1002/T	65		EQ1002/T1	73	
800	EQ1002/E	26		EQ1002/E1	28		2400	EQ1002/U	68		EQ1002/U1	76	
900	EQ1002/F	28		EQ1002/F1	31		2500	EQ1002/V	70		EQ1002/V1	79	
1000	EQ1002/G	31		EQ1002/G1	34		2600	EQ1002/W	73		EQ1002/W1	82	
1100	EQ1002/H	33		EQ1002/H1	37		2700	EQ1002/X	75		EQ1002/X1	85	
1200	EQ1002/I	36		EQ1002/I1	40		2800	EQ1002/Y	78		EQ1002/Y1	87	
1300	EQ1002/J	38		EQ1002/J1	42								
1400	EQ1002/K	41		EQ1002/K1	45								
1500	EQ1002/L	43		EQ1002/L1	48								
1600	EQ1002/M	45		EQ1002/M1	51								
1700	EQ1002/N	48		EQ1002/N1	54								
1800	EQ1002/O	50		EQ1002/O1	56								
1900	EQ1002/P	53		EQ1002/P1	59								



Work table with splashback and undershelf

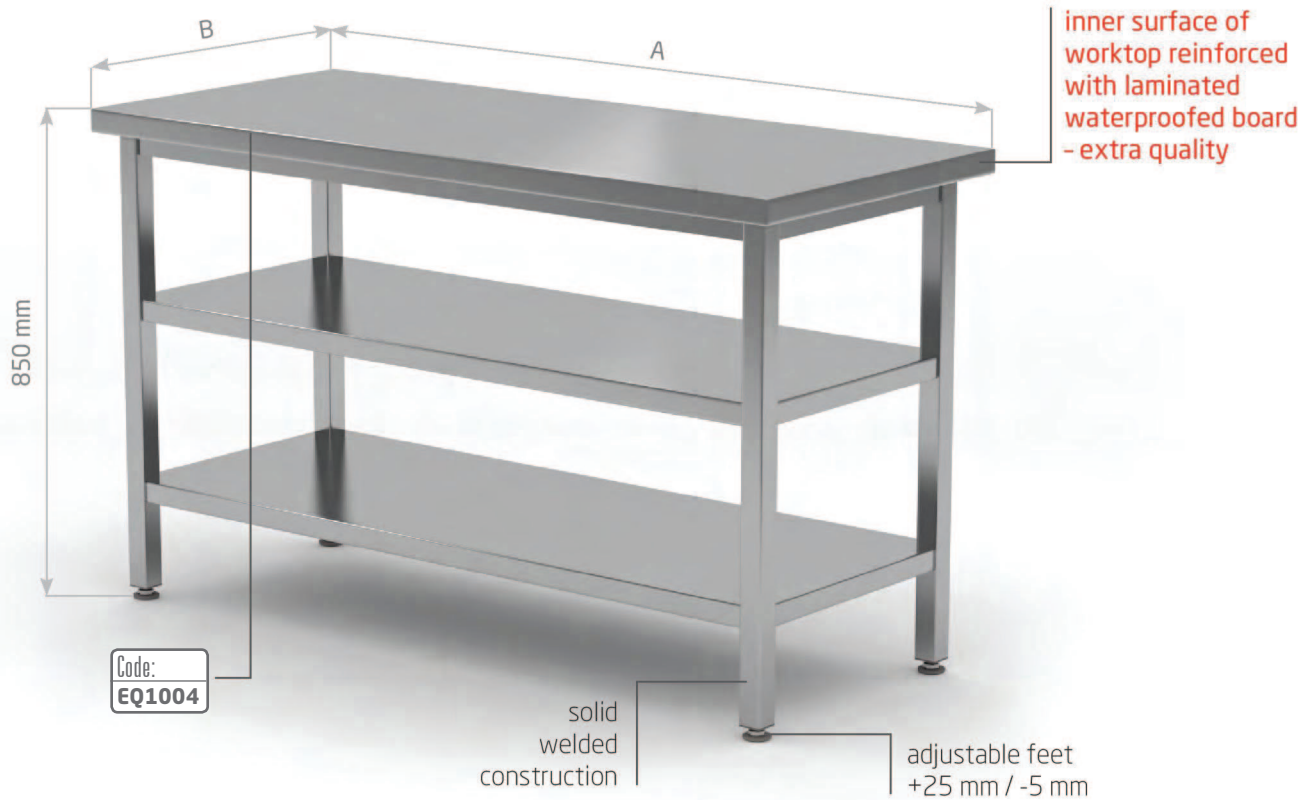


6
security
legs

A mm	B = 600 mm			B = 700 mm		
	code	weight kg	price	code	weight kg	price
400	EQ1001/A	14		EQ1001/A1	15	
500	EQ1001/B	16		EQ1001/B1	17	
600	EQ1001/C	17		EQ1001/C1	19	
700	EQ1001/D	19		EQ1001/D1	21	
800	EQ1001/E	21		EQ1001/E1	24	
900	EQ1001/F	23		EQ1001/F1	26	
1000	EQ1001/G	25		EQ1001/G1	28	
1100	EQ1001/H	27		EQ1001/H1	30	
1200	EQ1001/I	29		EQ1001/I1	32	
1300	EQ1001/J	31		EQ1001/J1	35	
1400	EQ1001/K	33		EQ1001/K1	37	
1500	EQ1001/L	35		EQ1001/L1	39	
1600	EQ1001/M	37		EQ1001/M1	41	
1700	EQ1001/N	39		EQ1001/N1	43	
1800	EQ1001/O	41		EQ1001/O1	46	
1900	EQ1001/P	43		EQ1001/P1	48	

A mm	B = 600 mm			B = 700 mm		
	code	weight kg	price	code	weight kg	price
2000	EQ1001/Q	47		EQ1001/Q1	53	
2100	EQ1001/R	49		EQ1001/R1	55	
2200	EQ1001/S	51		EQ1001/S1	57	
2300	EQ1001/T	53		EQ1001/T1	59	
2400	EQ1001/U	55		EQ1001/U1	61	
2500	EQ1001/V	57		EQ1001/V1	63	
2600	EQ1001/W	59		EQ1001/W1	66	
2700	EQ1001/X	61		EQ1001/X1	68	
2800	EQ1001/Y	63		EQ1001/Y1	70	



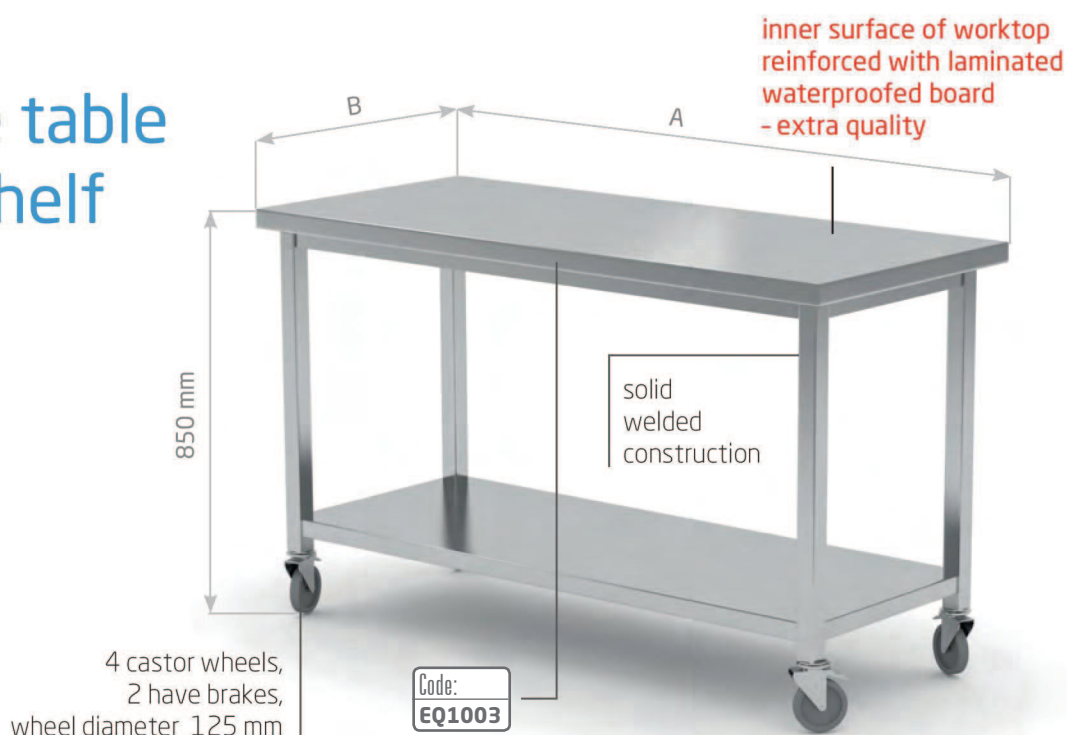


Centre work table without splashback with two undershelves



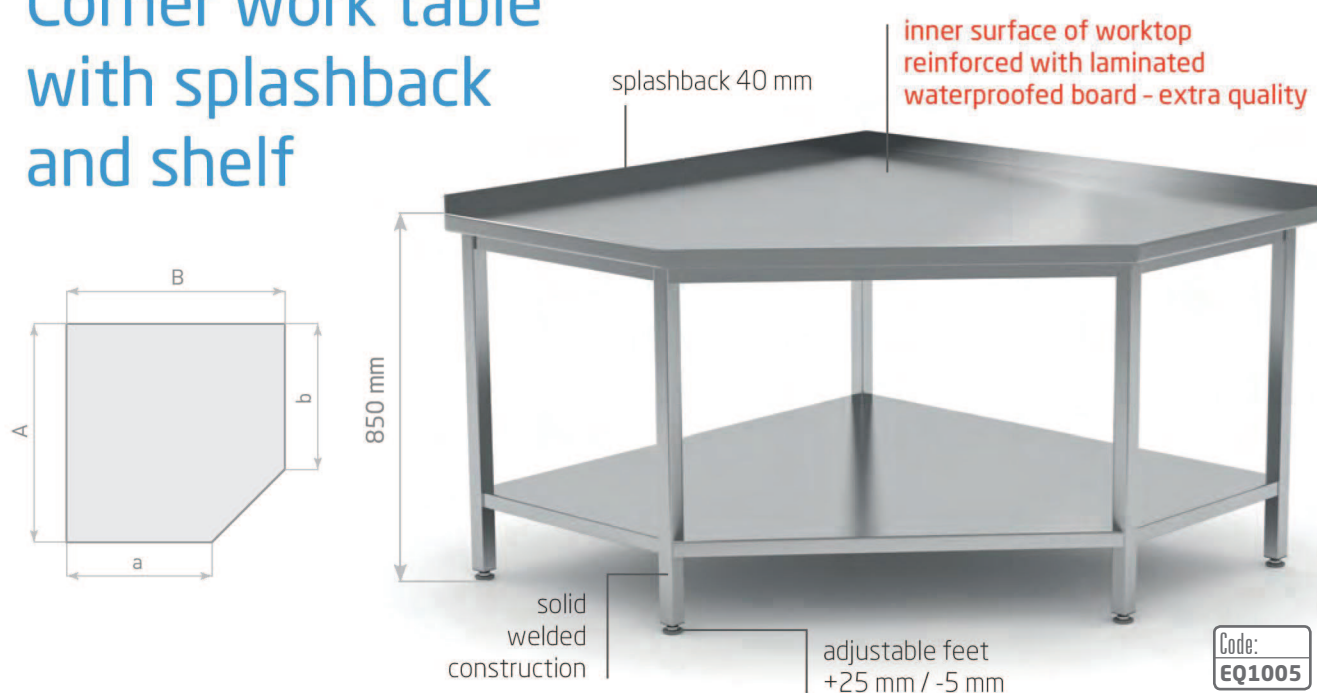
A mm	B = 700 mm			B = 800 mm			A mm	B = 700 mm			B = 800 mm		
	code	weight kg	price	code	weight kg	price		code	weight kg	price	code	weight kg	price
800	EQ1004/A	28		EQ1004/A1	31		2000	EQ1004/M	65		EQ1004/M1	72	
900	EQ1004/B	31		EQ1004/B1	34		2100	EQ1004/N	68		EQ1004/N1	75	
1000	EQ1004/C	34		EQ1004/C1	37		2200	EQ1004/O	70		EQ1004/O1	78	
1100	EQ1004/D	37		EQ1004/D1	40		2300	EQ1004/P	73		EQ1004/P1	81	
1200	EQ1004/E	40		EQ1004/E1	44		2400	EQ1004/Q	76		EQ1004/Q1	84	
1300	EQ1004/F	42		EQ1004/F1	47		2500	EQ1004/R	79		EQ1004/R1	87	
1400	EQ1004/G	45		EQ1004/G1	50		2600	EQ1004/S	82		EQ1004/S1	90	
1500	EQ1004/H	48		EQ1004/H1	53		2700	EQ1004/T	85		EQ1004/T1	94	
1600	EQ1004/I	51		EQ1004/I1	56		2800	EQ1004/U	87		EQ1004/U1	97	
1700	EQ1004/J	54		EQ1004/J1	59								
1800	EQ1004/K	56		EQ1004/K1	63								
1900	EQ1004/L	59		EQ1004/L1	66								

Mobile table with shelf

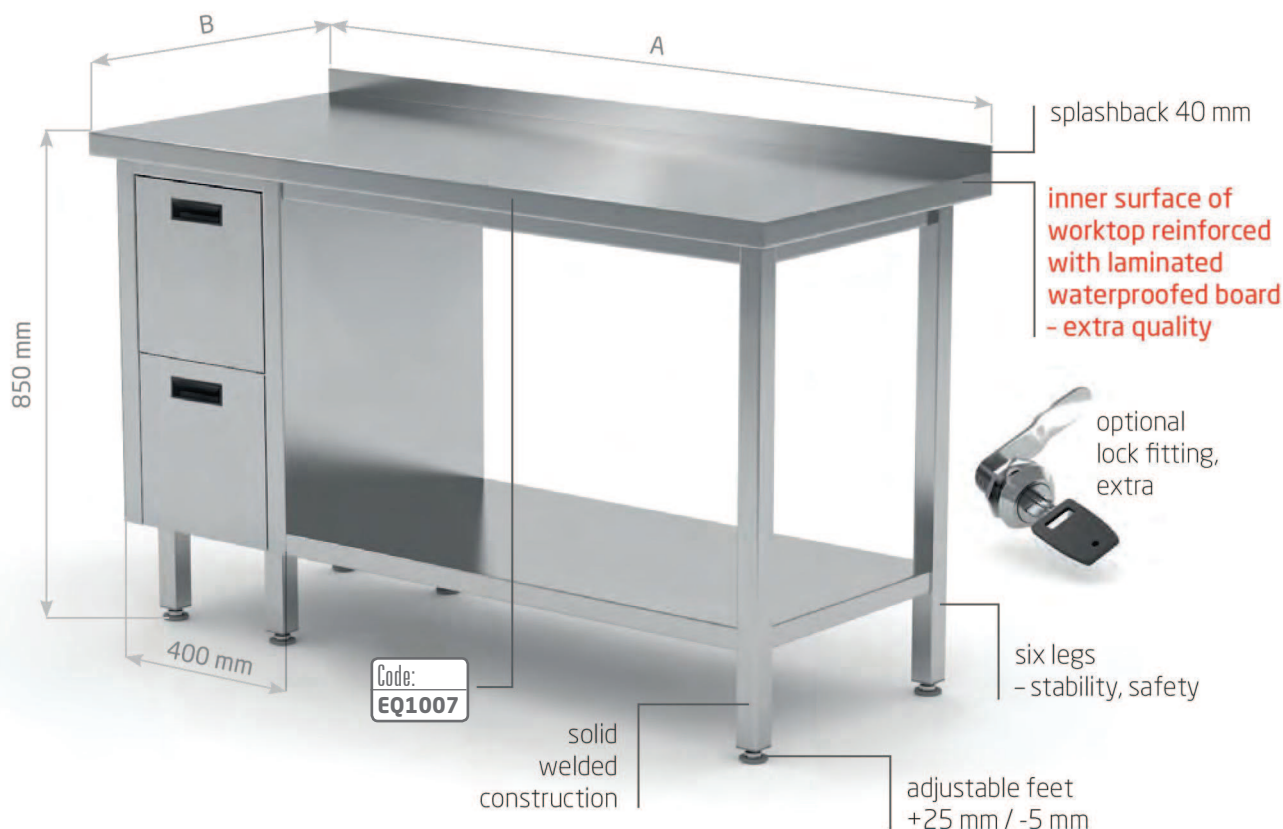


A mm	B = 600 mm			B = 700 mm		
	code	weight kg	price	code	weight kg	price
1000	EQ1003/A	28		EQ1003/A1	31	
1100	EQ1003/B	30		EQ1003/B1	33	
1200	EQ1003/C	32		EQ1003/C1	35	
1300	EQ1003/D	34		EQ1003/D1	38	
1400	EQ1003/E	36		EQ1003/E1	40	
1500	EQ1003/F	38		EQ1003/F1	42	
1600	EQ1003/G	40		EQ1003/G1	44	

Corner work table with splashback and shelf



A	a	B	b	code	weight kg	price	A	a	B	b	code	weight kg	price
900	600	900	600	EQ1003/A	38		1000	700	1000	700	EQ1003/A1	45	
900	600	1000	700	EQ1003/B	41		1000	700	900	600	EQ1003/B1	41	



Work table with splashback, cabinet with two drawers and undershelf



Drawers on left side

- drawer depth 250 mm

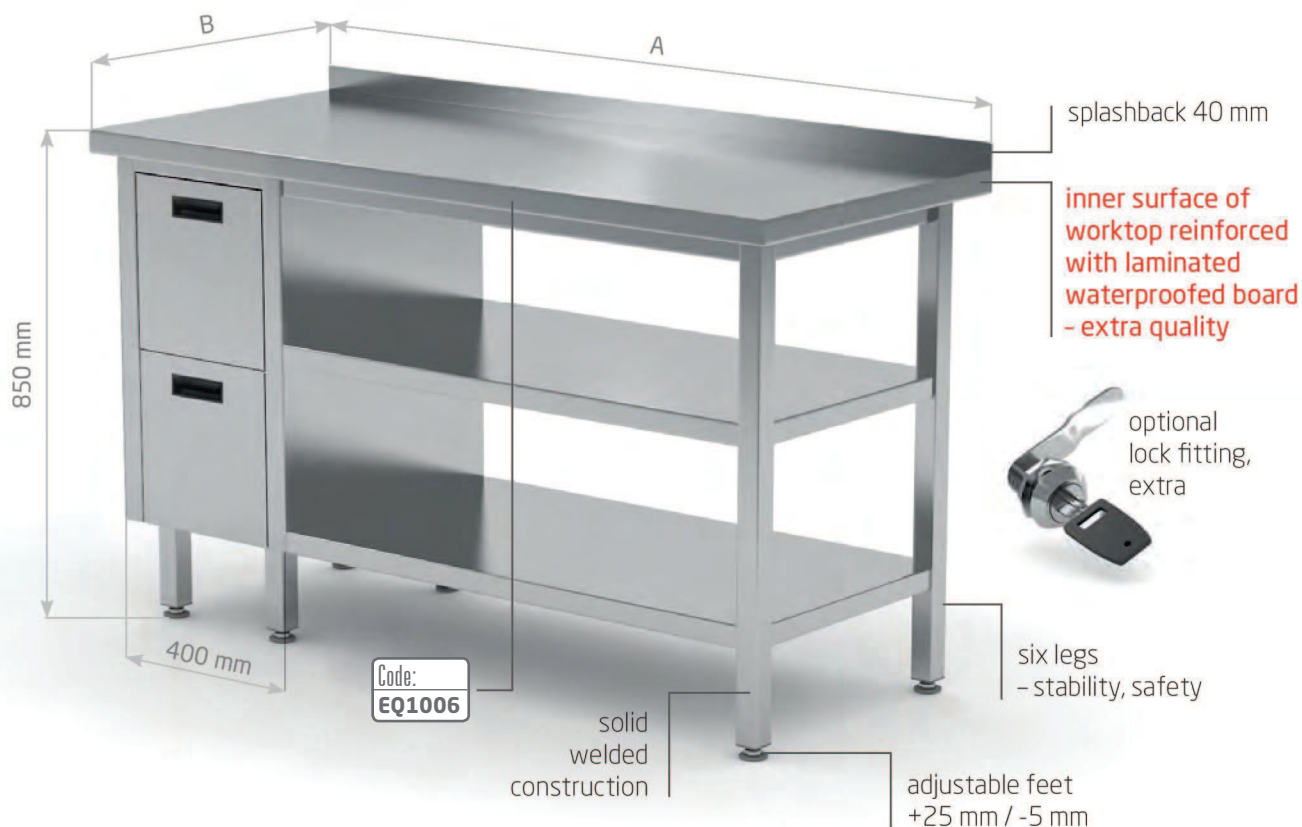


Drawers on right side

- drawer depth 250 mm



A mm	B = 600 mm			B = 700 mm			B = 600 mm			B = 700 mm		
	code	weight kg	price	code	weight kg	price	code	weight kg	price	code	weight kg	price
800	EQ1007/A	50		EQ1007/A1	55		EQ1007/M	50		EQ1007/M1	55	
900	EQ1007/B	51		EQ1007/B1	56		EQ1007/N	51		EQ1007/N1	56	
1000	EQ1007/C	52		EQ1007/C1	57		EQ1007/O	52		EQ1007/O1	57	
1100	EQ1007/D	53		EQ1007/D1	59		EQ1007/P	53		EQ1007/P1	59	
1200	EQ1007/E	55		EQ1007/E1	61		EQ1007/Q	55		EQ1007/Q1	61	
1300	EQ1007/F	56		EQ1007/F1	63		EQ1007/R	56		EQ1007/R1	63	
1400	EQ1007/G	58		EQ1007/G1	65		EQ1007/S	58		EQ1007/S1	65	
1500	EQ1007/H	60		EQ1007/H1	67		EQ1007/T	60		EQ1007/T1	67	
1600	EQ1007/I	61		EQ1007/I1	69		EQ1007/U	61		EQ1007/U1	69	
1700	EQ1007/J	63		EQ1007/J1	71		EQ1007/V	63		EQ1007/V1	71	
1800	EQ1007/K	65		EQ1007/K1	73		EQ1007/W	65		EQ1007/W1	73	
1900	EQ1007/L	66		EQ1007/L1	75		EQ1007/X	66		EQ1007/X1	75	



Work table with splashback, cabinet with two drawers and two undershelves



Drawers on left side

- drawer depth 250 mm



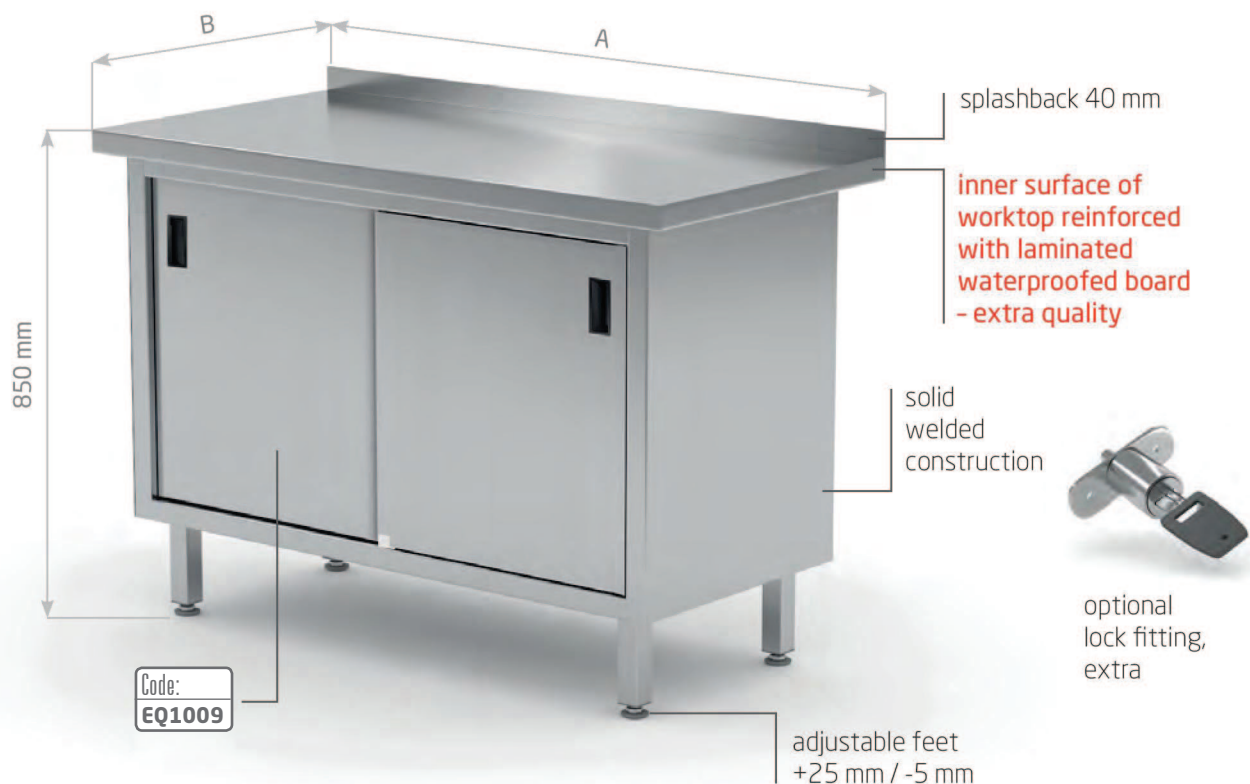
Drawers on right side

- drawer depth 250 mm



A mm	B = 600 mm			B = 700 mm			B = 600 mm			B = 700 mm		
	code	weight kg	price	code	weight kg	price	code	weight kg	price	code	weight kg	price
800	EQ1006/A	51		EQ1006/A1	56		EQ1006/M	51		EQ1006/M1	56	
900	EQ1006/B	52		EQ1006/B1	57		EQ1006/N	52		EQ1006/N1	57	
1000	EQ1006/C	53		EQ1006/C1	58		EQ1006/O	53		EQ1006/O1	58	
1100	EQ1006/D	54		EQ1006/D1	60		EQ1006/P	54		EQ1006/P1	60	
1200	EQ1006/E	56		EQ1006/E1	62		EQ1006/Q	56		EQ1006/Q1	62	
1300	EQ1006/F	57		EQ1006/F1	64		EQ1006/R	57		EQ1006/R1	64	
1400	EQ1006/G	59		EQ1006/G1	66		EQ1006/S	59		EQ1006/S1	66	
1500	EQ1006/H	61		EQ1006/H1	68		EQ1006/T	61		EQ1006/T1	68	
1600	EQ1006/I	62		EQ1006/I1	70		EQ1006/U	62		EQ1006/U1	70	
1700	EQ1006/J	64		EQ1006/J1	72		EQ1006/V	64		EQ1006/V1	72	
1800	EQ1006/K	66		EQ1006/K1	74		EQ1006/W	66		EQ1006/W1	74	
1900	EQ1006/L	67		EQ1006/L1	76		EQ1006/X	67		EQ1006/X1	76	





Work table, cabinet with sliding doors

Work table with splashback

- internal shelf easily removable

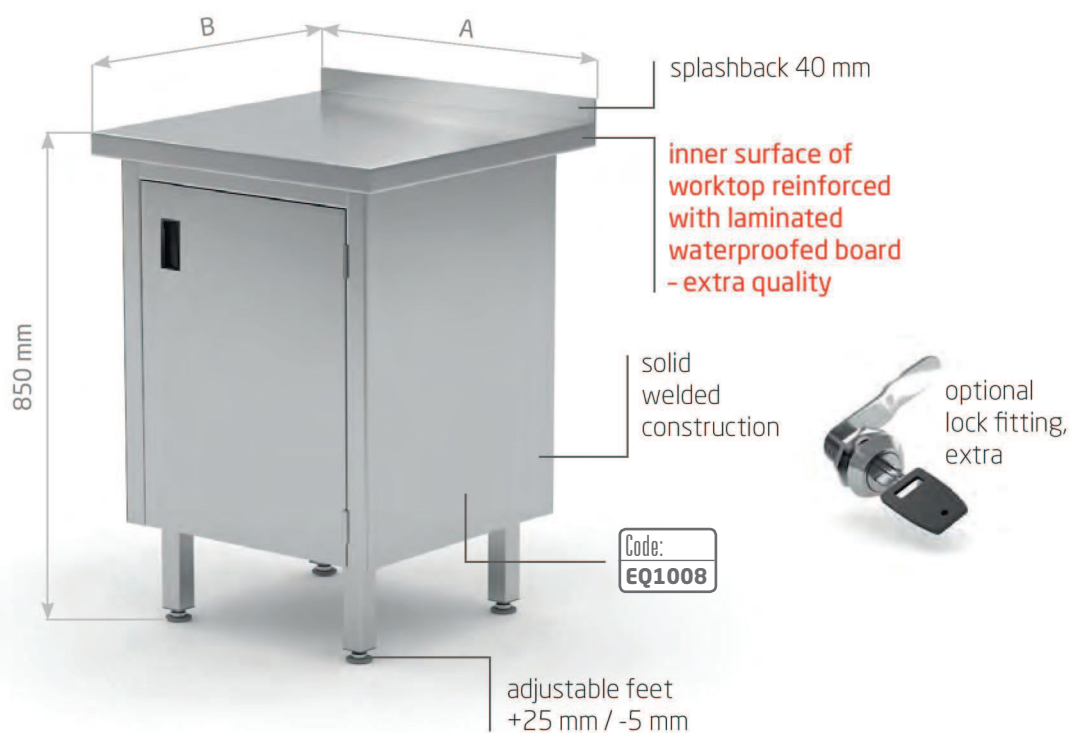


Double-sided centre work table without splashback

- internal shelf easily removable



A mm	B = 600 mm			B = 700 mm			B = 600 mm			B = 700 mm		
	code	weight kg	price	code	weight kg	price	code	weight kg	price	code	weight kg	price
800	EQ1009/A	38		EQ1009/A1	42		EQ1009/M	40		EQ1009/M1	44	
900	EQ1009/B	42		EQ1009/B1	46		EQ1009/N	44		EQ1009/N1	48	
1000	EQ1009/C	45		EQ1009/C1	50		EQ1009/O	47		EQ1009/O1	53	
1100	EQ1009/D	49		EQ1009/D1	53		EQ1009/P	51		EQ1009/P1	57	
1200	EQ1009/E	52		EQ1009/E1	57		EQ1009/Q	55		EQ1009/Q1	61	
1300	EQ1009/F	55		EQ1009/F1	61		EQ1009/R	59		EQ1009/R1	65	
1400	EQ1009/G	58		EQ1009/G1	65		EQ1009/S	63		EQ1009/S1	70	
1500	EQ1009/H	62		EQ1009/H1	69		EQ1009/T	67		EQ1009/T1	74	
1600	EQ1009/I	65		EQ1009/I1	73		EQ1009/U	71		EQ1009/U1	79	
1700	EQ1009/J	69		EQ1009/J1	77		EQ1009/V	75		EQ1009/V1	83	
1800	EQ1009/K	72		EQ1009/K1	81		EQ1009/W	79		EQ1009/W1	87	
1900	EQ1009/L	76		EQ1009/L1	85		EQ1009/X	82		EQ1009/X1	91	



Work table with splashback, cabinet with hinged door


- internal shelf easily removable



A mm	B = 600 mm			B = 700 mm		
	code	weight kg	price	code	weight kg	price
430	EQ1008/A	24		EQ1008/A1	25	
500	EQ1008/B	28		EQ1008/B1	29	
600	EQ1008/C	32		EQ1008/C1	34	

A mm	B = 600 mm			B = 700 mm		
	code	weight kg	price	code	weight kg	price
700	EQ1008/D	37		EQ1008/D1	39	
800	EQ1008/E	40		EQ1008/E1	43	
900	EQ1008/F	44		EQ1008/F1	47	
1000	EQ1008/G	48		EQ1008/G1	51	
1100	EQ1008/H	52		EQ1008/H1	55	
1200	EQ1008/I	55		EQ1008/I1	59	
1300	EQ1008/J	59		EQ1008/J1	63	





Work table, cabinet with hinged doors

Work table with splashback

- partition dividing small and large sections of the cabinet
- internal shelf easily removable



Double-sided centre work table without splashback

- internal shelf easily removable



A mm	B = 600 mm			B = 700 mm		
	code	weight kg	price	code	weight kg	price
1400	EQ1011/A	73		EQ1011/A1	76	
1500	EQ1011/B	76		EQ1011/B1	80	

A mm	B = 600 mm			B = 700 mm		
	code	weight kg	price	code	weight kg	price
800	EQ1011/C	43		EQ1011/C1	46	
900	EQ1011/D	47		EQ1011/D1	50	
1000	EQ1011/E	51		EQ1011/E1	54	
1100	EQ1011/F	55		EQ1011/F1	58	
1200	EQ1011/G	58		EQ1011/G1	62	
1300	EQ1011/H	62		EQ1011/H1	66	

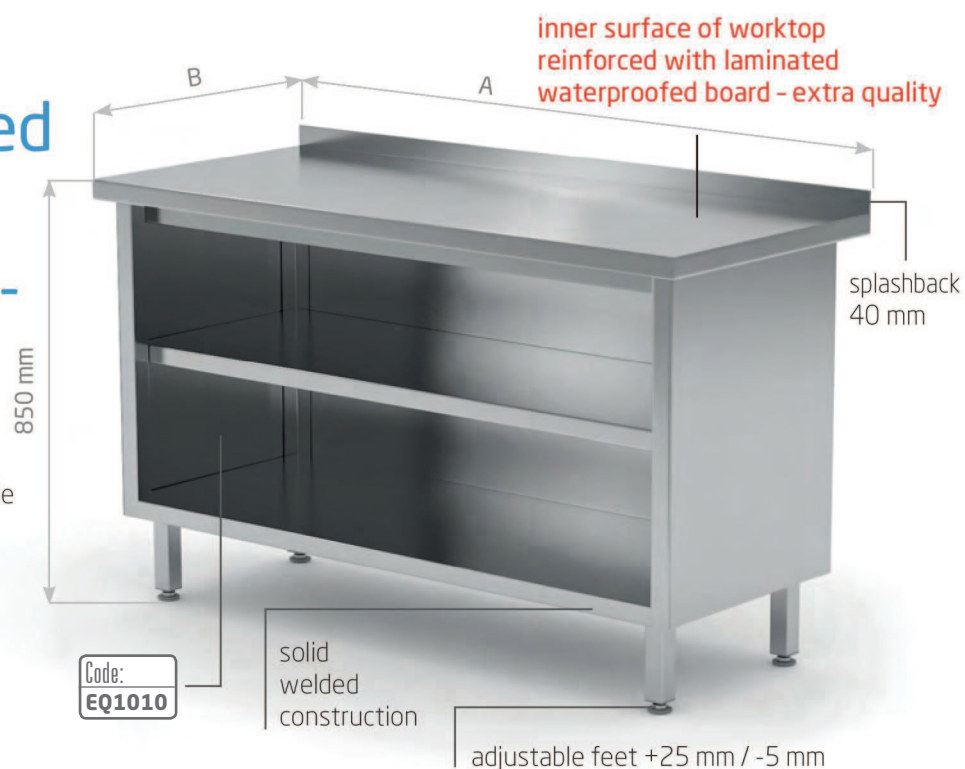
EQ1010/0

EQ1010/01



Open fronted work table with splash-back

- internal shelf easily removable




A mm	B = 600 mm			B = 700 mm		
	code	weight kg	price	code	weight kg	price
500	EQ1010/A	24		EQ1010/A1	26	
600	EQ1010/B	27		EQ1010/B1	29	
700	EQ1010/C	30		EQ1010/C1	32	
800	EQ1010/D	33		EQ1010/D1	35	
900	EQ1010/E	35		EQ1010/E1	39	
1000	EQ1010/F	38		EQ1010/F1	42	
1100	EQ1010/G	41		EQ1010/G1	45	
1200	EQ1010/H	44		EQ1010/H1	48	
1300	EQ1010/I	47		EQ1010/I1	52	
1400	EQ1010/J	50		EQ1010/J1	55	
1500	EQ1010/K	53		EQ1010/K1	58	
1600	EQ1010/L	56		EQ1010/L1	61	
1700	EQ1010/M	59		EQ1010/M1	64	
1800	EQ1010/N	62		EQ1010/N1	67	

Work table with splashback and tiltable waste bin



A mm	B = 600 mm			B = 700 mm		
	code	weight kg	price	code	weight kg	price
430		25			26	



Work table with splashback, cabinet with three drawers and sliding doors

Drawers on left side

- drawer depth 150 mm
- internal shelf easily removable



Drawers on right side

- drawer depth 150 mm
- internal shelf easily removable



A mm	B = 600 mm			B = 700 mm			B = 600 mm			B = 700 mm		
	code	weight kg	price	code	weight kg	price	code	weight kg	price	code	weight kg	price
1200	EQ1012/A	73		EQ1012/A1	79		EQ1012/I	73		EQ1012/I1	79	
1300	EQ1012/B	76		EQ1012/B1	83		EQ1012/J	76		EQ1012/J1	83	
1400	EQ1012/C	79		EQ1012/C1	87		EQ1012/K	79		EQ1012/K1	87	
1500	EQ1012/D	83		EQ1012/D1	91		EQ1012/L	83		EQ1012/L1	91	
1600	EQ1012/E	86		EQ1012/E1	95		EQ1012/M	86		EQ1012/M1	95	
1700	EQ1012/F	90		EQ1012/F1	99		EQ1012/N	90		EQ1012/N1	99	
1800	EQ1012/G	93		EQ1012/G1	103		EQ1012/O	93		EQ1012/O1	103	
1900	EQ1012/H	97		EQ1012/H1	107		EQ1012/P	97		EQ1012/P1	107	



TABLES WITH SINK



www.equchef-me.com

 **equusteel**



- fully welded construction
- adjustable feet
- AISI 430 standard table tops, cabinet frames and bodies
- sinks fitted with masking front panel as standard
- wash trough with fabricated slope directed towards the waste trap
- optional hole for waste disposal unit
- furniture produced according to AISI 304 standards
 - extra cost next to each individual item
- approximate permissible load per worktop or shelf is 70 kg/m². If heavier loads are expected, please contact us in order to modify the design.

acid
protector
surface

high quality acid resistant stainless steel surface

perfect
clean

masking strip at the front allows a perfect clean

acid
protector
sink

sink produced from high quality acid resistant steel

magnetix

innovative magnetic closure

6
security
legs

6 legs ensuring stability and safety at work



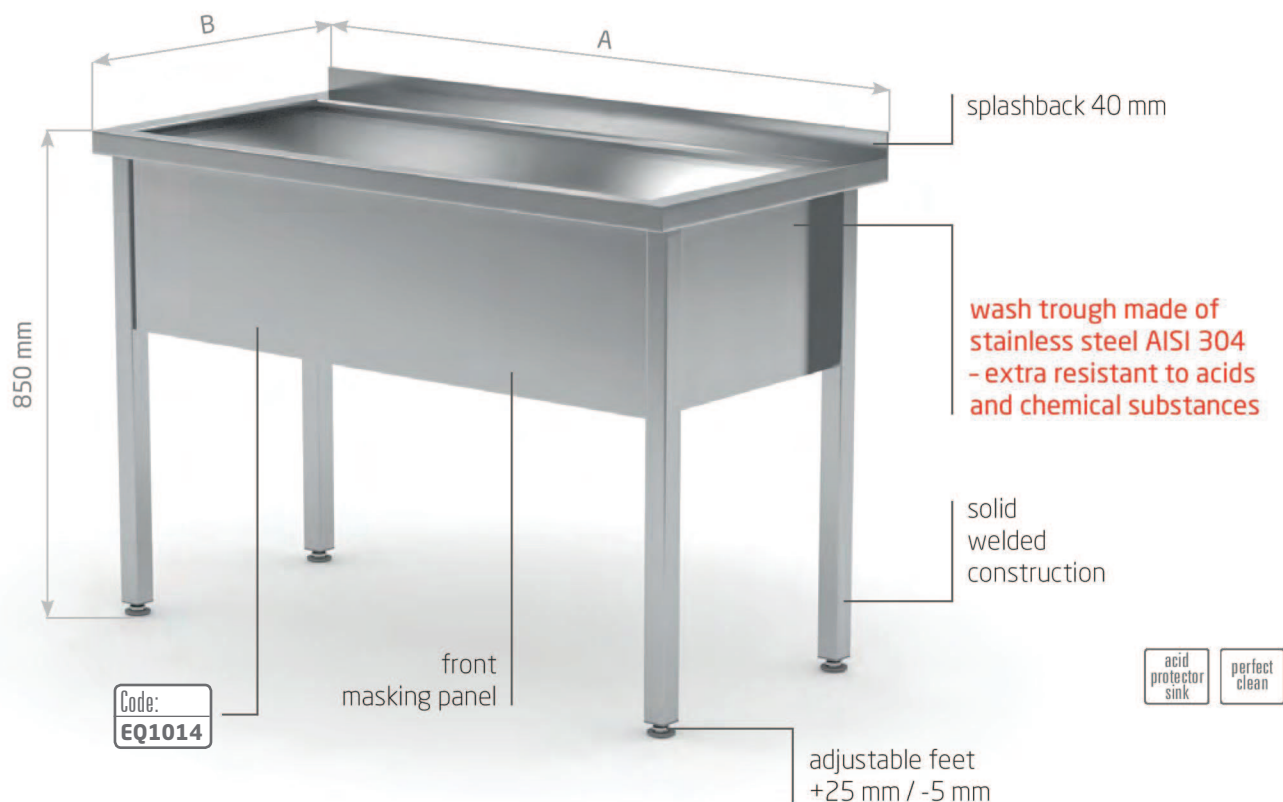


Table with single wash trough

- welded basin
- waste trap hole at the bottom of the sink
- fabricated slope directed towards the waste trap
- wash trough made of stainless steel
- tap hole Ø35 mm – by special request ☎
- cutting out a hole for a waste disposal unit is possible – optional extra , please specify which sink



A mm	B = 600 mm			B = 700 mm			B = 600 mm			B = 700 mm		
	sink depth h=300 mm			sink depth h=300 mm			sink depth h=400 mm			sink depth h=400 mm		
	code	weight kg	price	code	weight kg	price	code	weight kg	price	code	weight kg	price
600	EQ1014/A	19		EQ1014/A1	21		EQ1014/H	22		EQ1014/H1	24	
700	EQ1014/B	21		EQ1014/B1	23		EQ1014/I	25		EQ1014/I1	26	
800	EQ1014/C	23		EQ1014/C1	25		EQ1014/J	27		EQ1014/J1	29	
900	EQ1014/D	25		EQ1014/D1	27		EQ1014/K	29		EQ1014/K1	31	
1000	EQ1014/E	27		EQ1014/E1	29		EQ1014/L	31		EQ1014/L1	34	
1100	EQ1014/F	29		EQ1014/F1	31		EQ1014/M	34		EQ1014/M1	36	
1200	EQ1014/G	31		EQ1014/G1	33		EQ1014/M	36		EQ1014/N1	38	

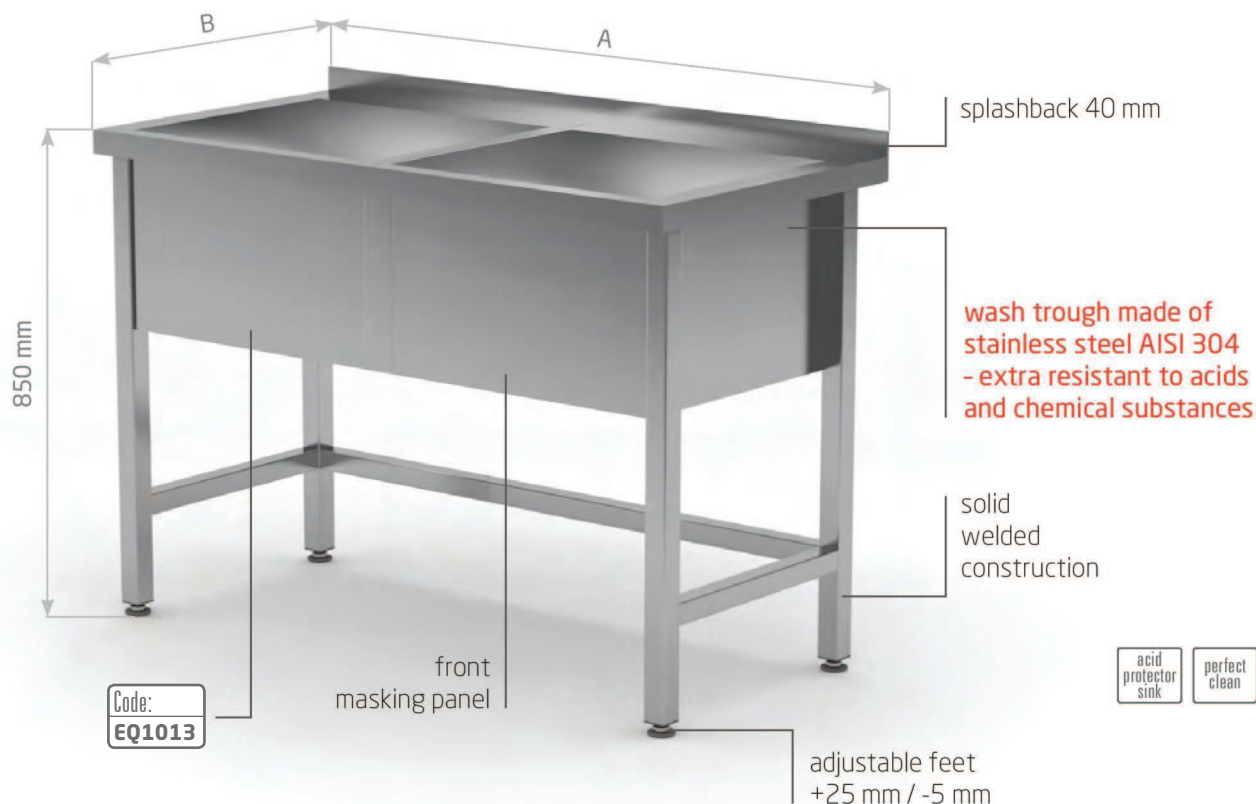


Table with double wash trough

- welded basin
- waste trap hole at the bottom of the sink
- fabricated slope directed towards the waste trap
- wash trough made of stainless steel
- tap hole Ø35 mm – by special request ☎
- cutting out a hole for a waste disposal unit is possible – optional extra , please specify which sink



A mm	B = 600 mm			B = 700 mm			B = 600 mm			B = 700 mm		
	sink depth h=300 mm			sink depth h=300 mm			sink depth h=400 mm			sink depth h=400 mm		
	code	weight kg	price	code	weight kg	price	code	weight kg	price	code	weight kg	price
1200	EQ1013/A	32		EQ1013/A1	34		EQ1013/F	37		EQ1013/F1	40	
1300	EQ1013/B	34		EQ1013/B1	36		EQ1013/G	39		EQ1013/G1	42	
1400	EQ1013/C	35		EQ1013/C1	38		EQ1013/H	41		EQ1013/H1	44	
1500	EQ1013/D	37		EQ1013/D1	40		EQ1013/I	43		EQ1013/I1	46	
1600	EQ1013/E	39		EQ1013/E1	42		EQ1013/J	45		EQ1013/J1	49	



Reinforced table with sink without shelf

- tap hole Ø35 mm – by special request ☎
- cutting out a hole for a waste disposal unit is possible
– optional extra , please specify which sink
- front masking panel



A mm	B = 600 mm			B = 700 mm			B = 600 mm			B = 700 mm		
	sink 400x400x(h)250 mm			sink 400x400x(h)250 mm			sink 400x400x(h)250 mm			sink 400x400x(h)250 mm		
	code	weight kg	price	code	weight kg	price	code	weight kg	price	code	weight kg	price
1200	EQ1016/A	28		EQ1016/A1	31		EQ1016/I	28		EQ1016/I1	31	
1300	EQ1016/B	29		EQ1016/B1	32		EQ1016/J	29		EQ1016/J1	32	
1400	EQ1016/C	30		EQ1016/C1	33		EQ1016/K	30		EQ1016/K1	33	
1500	EQ1016/D	31		EQ1016/D1	34		EQ1016/L	31		EQ1016/L1	34	
1600	EQ1016/E	32		EQ1016/E1	35		EQ1016/M	32		EQ1016/M1	35	
1700	EQ1016/F	33		EQ1016/F1	36		EQ1016/N	33		EQ1016/N1	36	
1800	EQ1016/G	34		EQ1016/G1	37		EQ1016/O	34		EQ1016/O1	37	
1900	EQ1016/H	35		EQ1016/G1	38		EQ1016/P	35		EQ1016/P1	38	

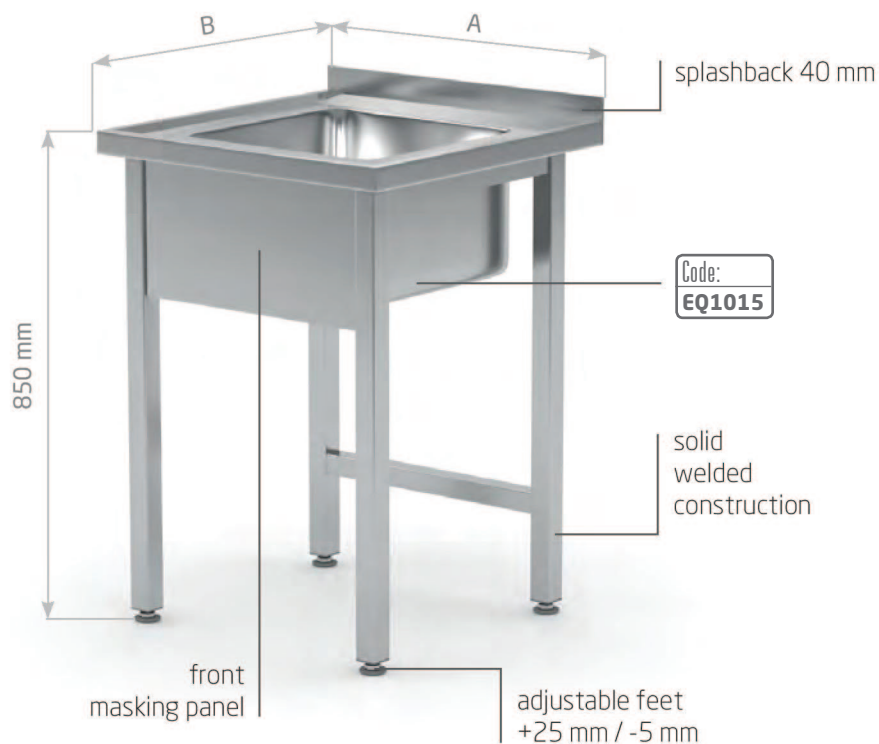


Table with sink

- tap hole Ø35 mm – by special request ☞
- cutting out a hole for a waste disposal unit is possible
– optional extra

Without shelf



With shelf



A mm	B = 600 mm			B = 700 mm			B = 600 mm			B = 700 mm		
	sink 400x400x(h)250 mm			sink 400x400x(h)250 mm			sink 400x400x(h)250 mm			sink 400x400x(h)250 mm		
	code	weight kg	price	code	weight kg	price	code	weight kg	price	code	weight kg	price
600	EQ1015/A	19		EQ1015/A1	20		EQ1015/C	22		EQ1015/C1	24	
700	EQ1015/B	20		EQ1015/B1	21		EQ1015/D	24		EQ1015/D1	26	



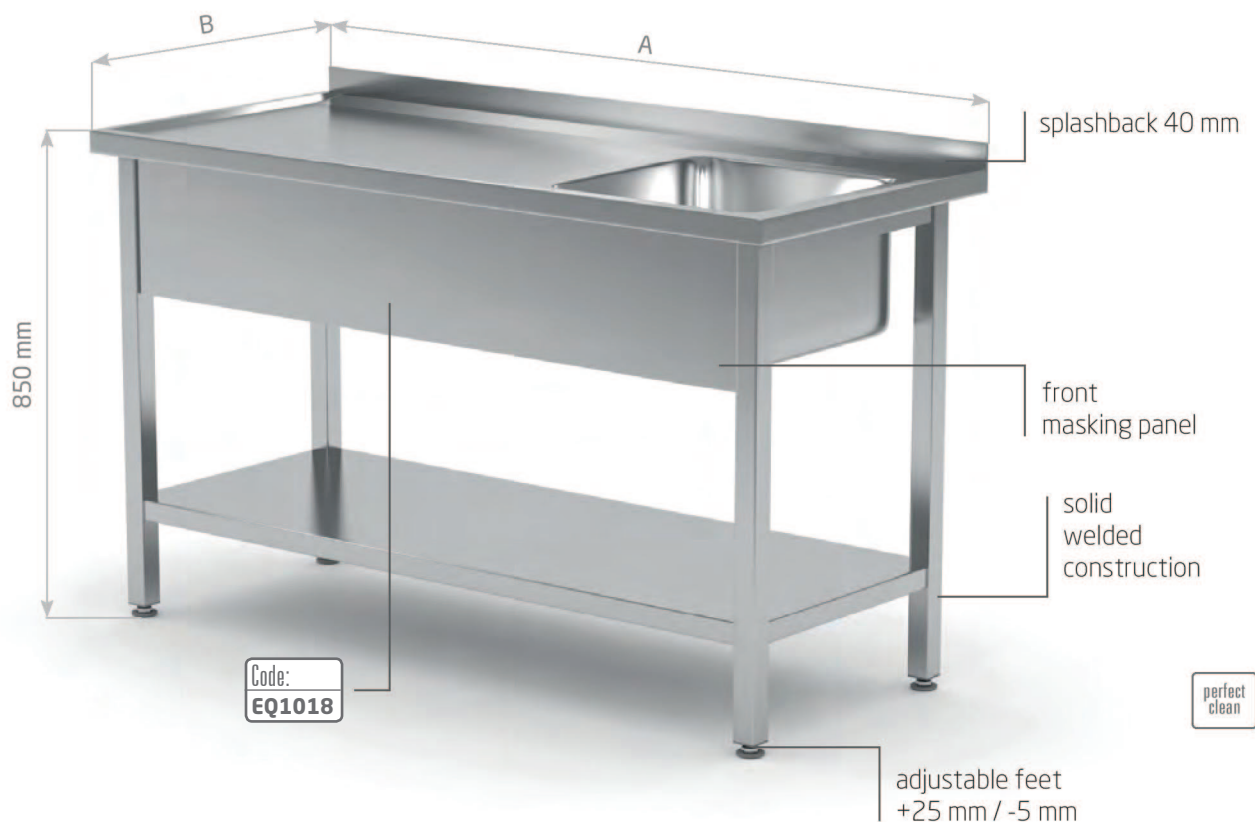


Table with sink and undershelf

- tap hole Ø35 mm – by special request ☎
- cutting out a hole for a waste disposal unit is possible – optional extra

Sink on left side



Sink on right side



A mm	B = 600 mm			B = 700 mm			B = 600 mm			B = 700 mm		
	sink 400x400x(h)250 mm			sink 400x400x(h)250 mm			sink 400x400x(h)250 mm			sink 400x400x(h)250 mm		
	code	weight kg	price	code	weight kg	price	code	weight kg	price	code	weight kg	price
800	EQ1018/A	25		EQ1018/A1	28		EQ1018/M	25		EQ1018/M1	28	
900	EQ1018/B	27		EQ1018/B1	30		EQ1018/N	27		EQ1018/N1	30	
1000	EQ1018/C	29		EQ1018/C1	31		EQ1018/O	29		EQ1018/O1	31	
1100	EQ1018/D	30		EQ1018/D1	33		EQ1018/P	30		EQ1018/P1	33	
1200	EQ1018/E	32		EQ1018/E1	35		EQ1018/Q	32		EQ1018/Q1	35	
1300	EQ1018/F	34		EQ1018/F1	37		EQ1018/R	34		EQ1018/R1	37	
1400	EQ1018/G	35		EQ1018/G1	39		EQ1018/S	35		EQ1018/S1	39	
1500	EQ1018/H	37		EQ1018/H1	41		EQ1018/T	37		EQ1018/T1	41	
1600	EQ1018/I	39		EQ1018/I1	43		EQ1018/U	39		EQ1018/U1	43	
1700	EQ1018/J	40		EQ1018/J1	44		EQ1018/V	40		EQ1018/V1	44	
1800	EQ1018/K	42		EQ1018/K1	46		EQ1018/W	42		EQ1018/W1	46	
1900	EQ1018/L	44		EQ1018/L1	48		EQ1018/X	44		EQ1018/X1	48	

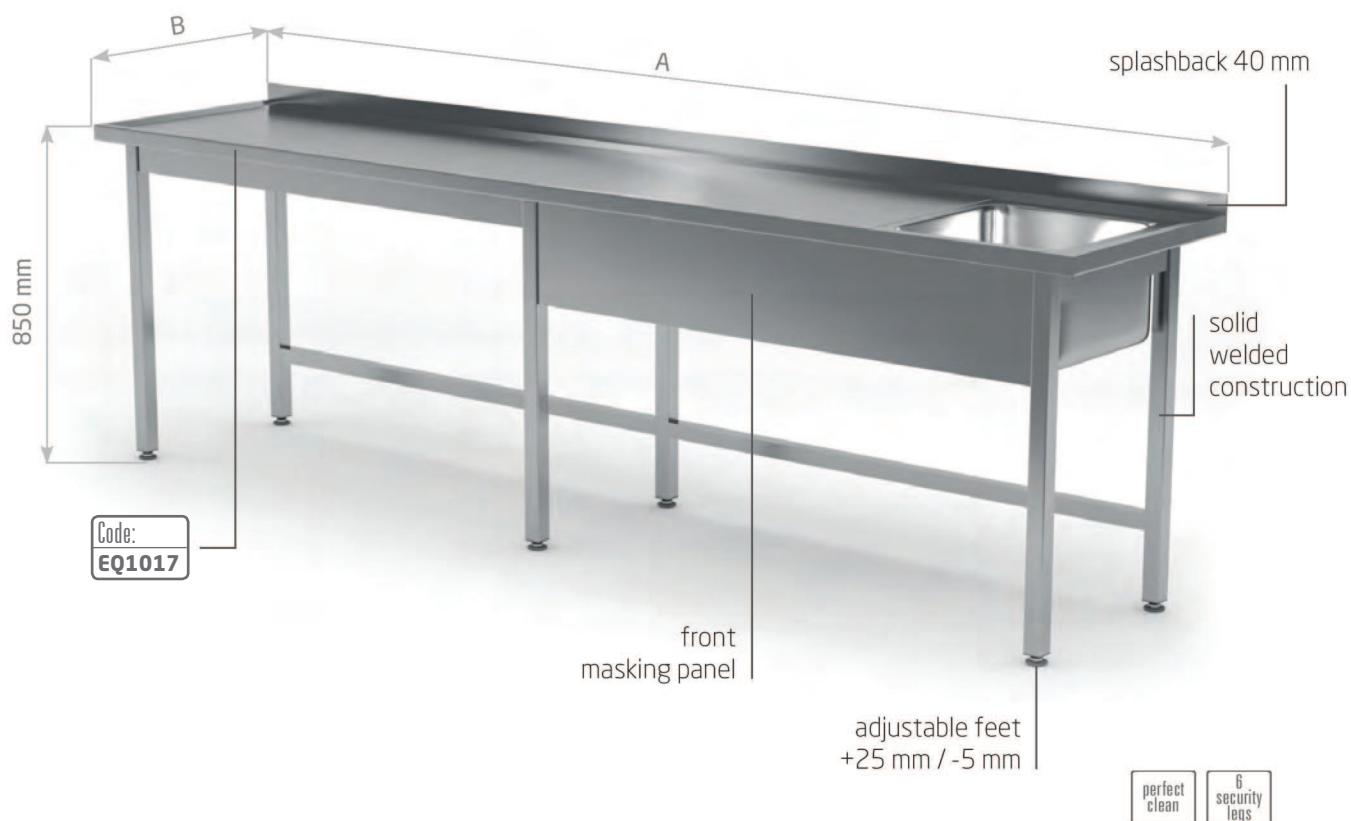


Table with sink without shelf

- tap hole Ø35 mm – by special request ☎
- cutting out a hole for a waste disposal unit is possible
– optional extra

Sink on left side

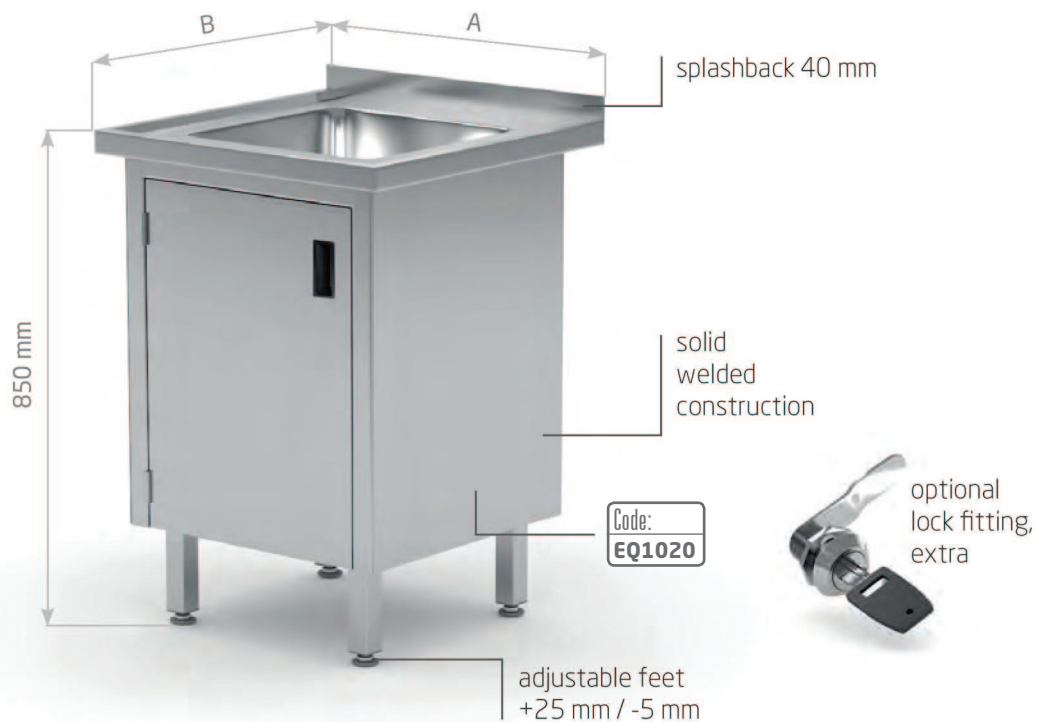


Sink on right side



A mm	B = 600 mm			B = 700 mm			B = 600 mm			B = 700 mm		
	sink 400x400x(h)250 mm			sink 400x400x(h)250 mm			sink 400x400x(h)250 mm			sink 400x400x(h)250 mm		
	code	weight kg	price	code	weight kg	price	code	weight kg	price	code	weight kg	price
2000	EQ1017/A	37		EQ1017/J	41		EQ1017/M	37		EQ1017/V	41	
2100	EQ1017/B	38		EQ1017/K	42		EQ1017/N	38		EQ1017/W	42	
2200	EQ1017/C	39		EQ1017/L	43		EQ1017/O	39		EQ1017/X	39	
2300	EQ1017/D	40		EQ1017/A1	44		EQ1017/P	40		EQ1017/M1	44	
2400	EQ1017/E	41		EQ1017/B1	45		EQ1017/Q	41		EQ1017/N1	45	
2500	EQ1017/F	42		EQ1017/C1	46		EQ1017/R	42		EQ1017/O1	46	
2600	EQ1017/G	43		EQ1017/D1	47		EQ1017/S	43		EQ1017/P1	47	
2700	EQ1017/H	44		EQ1017/E1	48		EQ1017/T	44		EQ1017/Q1	48	
2800	EQ1017/I	45		EQ1017/F1	49		EQ1017/U	45		EQ1017/R1	49	





magnetix

Table with sink and cabinet with hinged door

- tap hole Ø35 mm – by special request ☎
- cutting out a hole for a waste disposal unit is possible – optional extra
- this cabinet is without a back wall



A mm	B = 600 mm			B = 700 mm		
	sink 400x400x(h)250 mm			sink 400x400x(h)250 mm		
	code	weight kg	price	code	weight kg	price
500	EQ1020/A	28		EQ1020/A1	30	
600	EQ1020/B	31		EQ1020/B1	33	



Table with sink and cabinet with sliding doors

- tap hole Ø35 mm – by special request ☎
- cutting out a hole for a waste disposal unit is possible – optional extra
- this cabinet is without a back wall

Sink on left side



Sink on right side



A mm	B = 600 mm			B = 700 mm			B = 600 mm			B = 700 mm		
	sink 400x400x(h)250 mm			sink 400x400x(h)250 mm			sink 400x400x(h)250 mm			sink 400x400x(h)250 mm		
	code	weight kg	price	code	weight kg	price	code	weight kg	price	code	weight kg	price
800	EQ1019/A	35		EQ1019/A1	38		EQ1019/M	35		EQ1019/M1	38	
900	EQ1019/B	38		EQ1019/B1	40		EQ1019/N	38		EQ1019/N1	40	
1000	EQ1019/C	40		EQ1019/C1	43		EQ1019/O	40		EQ1019/O1	43	
1100	EQ1019/D	43		EQ1019/D1	46		EQ1019/P	43		EQ1019/P1	46	
1200	EQ1019/E	46		EQ1019/E1	49		EQ1019/Q	46		EQ1019/Q1	49	
1300	EQ1019/F	49		EQ1019/F1	52		EQ1019/R	49		EQ1019/R1	52	
1400	EQ1019/G	51		EQ1019/G1	55		EQ1019/S	51		EQ1019/S1	55	
1500	EQ1019/H	54		EQ1019/H1	58		EQ1019/T	54		EQ1019/T1	58	
1600	EQ1019/I	57		EQ1019/I1	61		EQ1019/U	57		EQ1019/U1	61	
1700	EQ1019/J	60		EQ1019/J1	64		EQ1019/V	60		EQ1019/V1	64	
1800	EQ1019/K	62		EQ1019/K1	67		EQ1019/W	62		EQ1019/W1	67	
1900	EQ1019/L	65		EQ1019/L1	70		EQ1019/X	65		EQ1019/X1	70	





Reinforced table with two sinks without shelf

- tap hole Ø35 mm between sinks by special request ☎
- cutting out a hole for a waste disposal unit is possible
– optional extra , please specify which sink

Sinks on left side



Sinks on right side



A mm	B = 600 mm			B = 700 mm			B = 600 mm			B = 700 mm		
	sink 400x400x(h)250 mm			sink 400x400x(h)250 mm			sink 400x400x(h)250 mm			sink 400x400x(h)250 mm		
	code	weight kg	price	code	weight kg	price	code	weight kg	price	code	weight kg	price
1400	EQ1022/A	30		EQ1022/A1	32		EQ1022/G	30		EQ1022/G1	32	
1500	EQ1022/B	31		EQ1022/B1	33		EQ1022/H	31		EQ1022/H1	33	
1600	EQ1022/C	32		EQ1022/C1	34		EQ1022/I	32		EQ1022/I1	34	
1700	EQ1022/D	33		EQ1022/D1	36		EQ1022/J	33		EQ1022/J1	36	
1800	EQ1022/E	34		EQ1022/E1	37		EQ1022/K	34		EQ1022/K1	37	
1900	EQ1022/F	35		EQ1022/F1	38		EQ1022/L	35		EQ1022/L1	38	



magnetix

Table with sink and cabinet with hinged doors

- tap hole Ø35 mm – by special request ☎
- cutting out a hole for a waste disposal unit is possible – optional extra
- this cabinet is without a back wall

Sink on left side



Sink on right side



A mm	B = 600 mm			B = 700 mm			B = 600 mm			B = 700 mm		
	sink 400x400x(h)250 mm			sink 400x400x(h)250 mm			sink 400x400x(h)250 mm			sink 400x400x(h)250 mm		
	code	weight kg	price	code	weight kg	price	code	weight kg	price	code	weight kg	price
700	EQ1021/A	34		EQ1021/A1	37		EQ1021/J	34		EQ1021/J1	37	
800	EQ1021/B	38		EQ1021/B1	40		EQ1021/K	38		EQ1021/K1	40	
900	EQ1021/C	41		EQ1021/C1	44		EQ1021/L	41		EQ1021/L1	44	
1000	EQ1021/D	44		EQ1021/D1	47		EQ1021/M	44		EQ1021/M1	47	
1100	EQ1021/E	47		EQ1021/E1	51		EQ1021/N	47		EQ1021/N1	51	
1200	EQ1021/F	51		EQ1021/F1	54		EQ1021/O	51		EQ1021/O1	54	
1300	EQ1021/G	54		EQ1021/G1	57		EQ1021/P	54		EQ1021/P1	57	
1400	EQ1021/H	57		EQ1021/H1	61		EQ1021/Q	57		EQ1021/Q1	61	
1500	EQ1021/I	61		EQ1021/I1	64		EQ1021/R	61		EQ1021/R1	64	



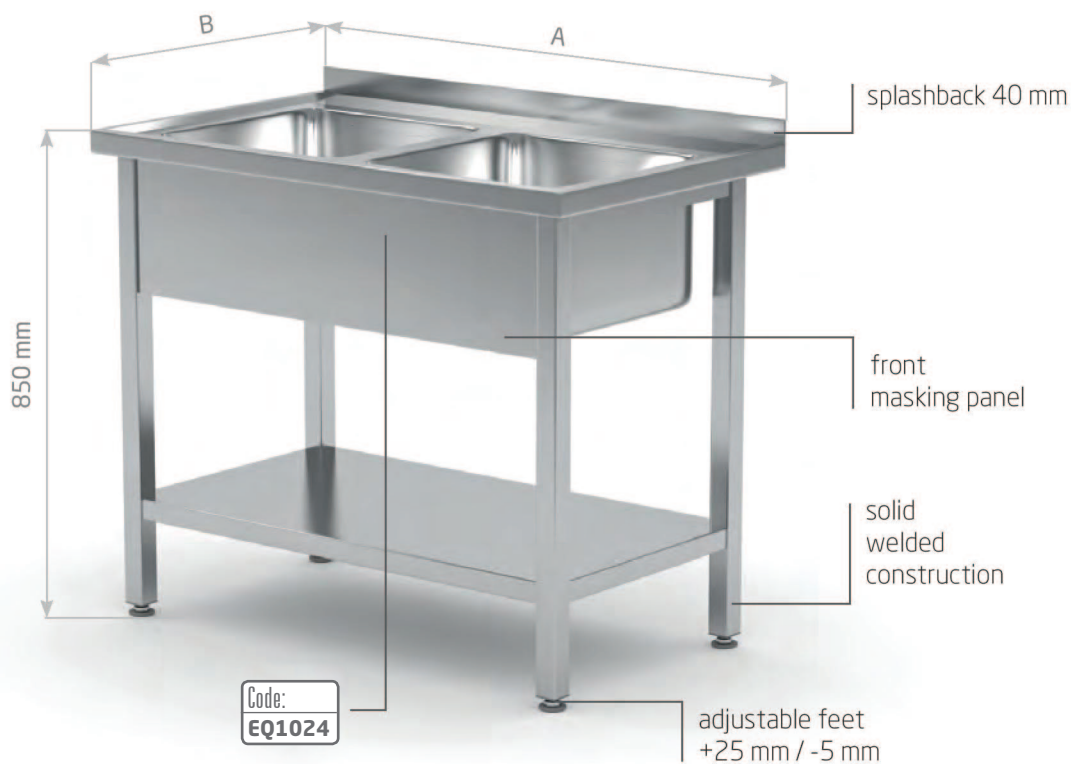


Table with two sinks

- tap hole Ø35 mm between sinks by special request ☎
- cutting out a hole for a waste disposal unit is possible
– optional extra , please specify which sink

Without shelf



With shelf



A mm	B = 600 mm			B = 700 mm			B = 600 mm			B = 700 mm		
	sink 400x400x(h)250 mm			sink 400x400x(h)250 mm			sink 400x400x(h)250 mm			sink 400x400x(h)250 mm		
	code	weight kg	price	code	weight kg	price	code	weight kg	price	code	weight kg	price
1000	EQ1024/A	27		EQ1024/A1	28		EQ1024/B	32		EQ1024/B1	35	

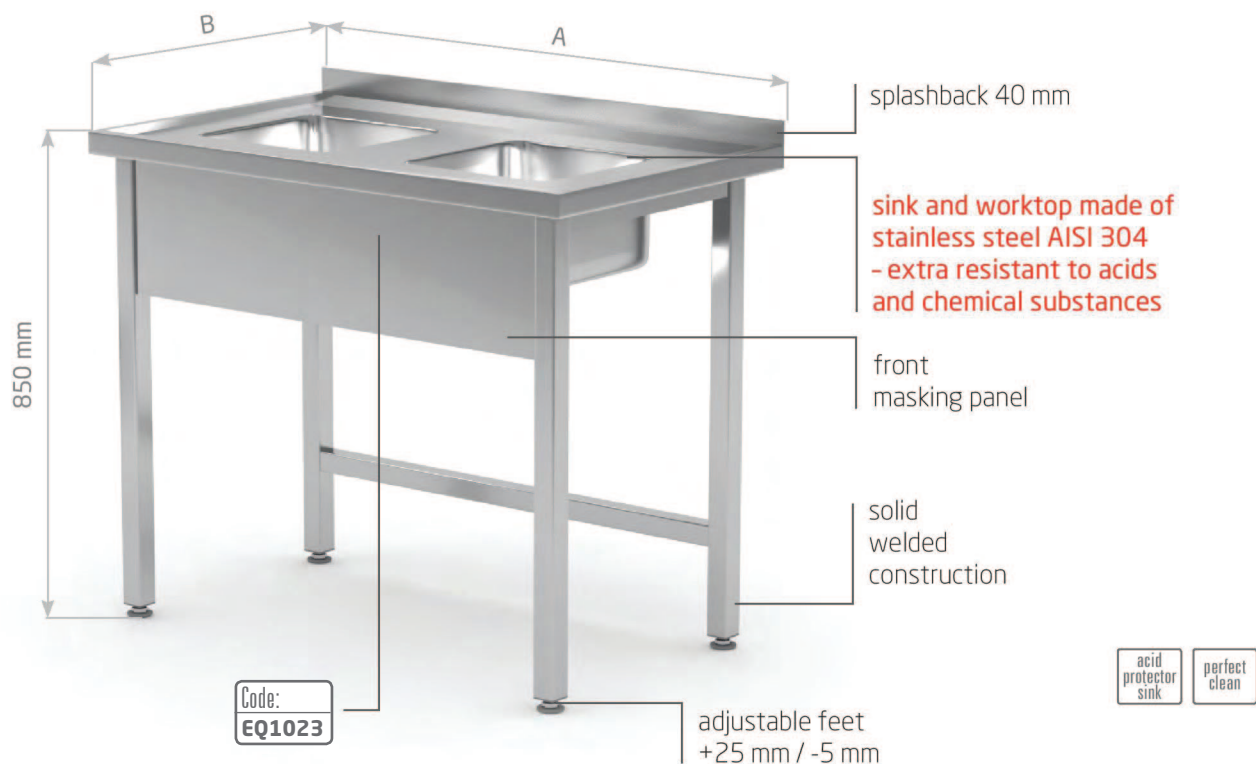


Table with two small sinks

- sinks and worktop made of stainless steel AISI 304
- sink size 300x325x(h)150 mm
- tap hole Ø35 mm between sinks by special request ☎
- cutting out a hole for a waste disposal unit is possible – optional extra , please specify which sink

Without shelf



With shelf



A mm	B = 600 mm			B = 600 mm		
	sink 300x325x(h)150 mm			sink 300x325x(h)150 mm		
	code	weight kg	price	code	weight kg	price
800	EQ1023/A	16		EQ1023/A1	23	
900		18			24	

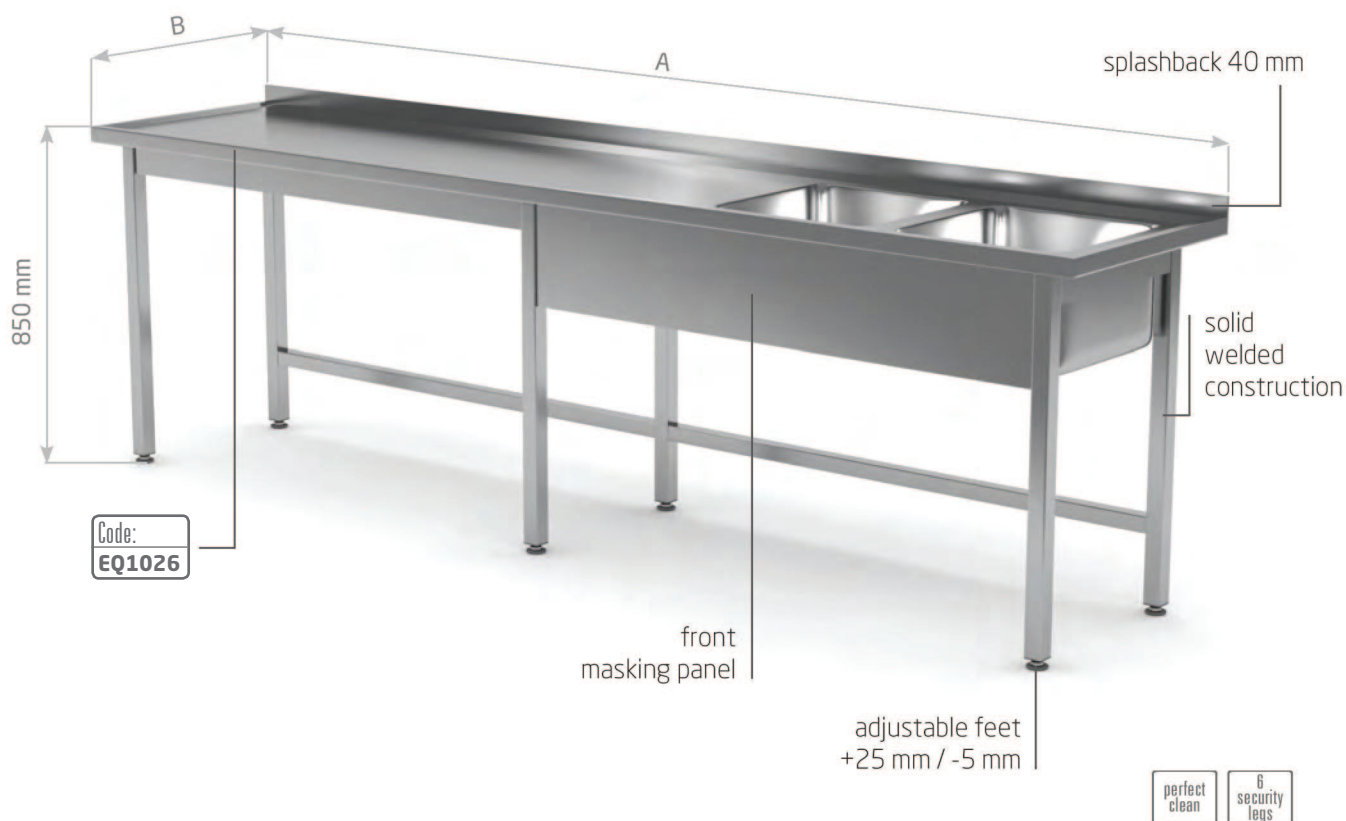


Table with two sinks without shelf

- tap hole Ø35 mm between sinks by special request ☎
- cutting out a hole for a waste disposal unit is possible
– optional extra , please specify which sink

Sinks on left side



Sinks on right side



A mm	B = 600 mm			B = 700 mm			B = 600 mm			B = 700 mm		
	sink 400x400x(h)250 mm			sink 400x400x(h)250 mm			sink 400x400x(h)250 mm			sink 400x400x(h)250 mm		
	code	weight kg	price	code	weight kg	price	code	weight kg	price	code	weight kg	price
2000	EQ1026/A	40		EQ1026/A1	43		EQ1026/J	40		EQ1026/J1	43	
2100	EQ1026/B	41		EQ1026/B1	44		EQ1026/K	41		EQ1026/K1	44	
2200	EQ1026/C	42		EQ1026/C1	46		EQ1026/L	42		EQ1026/L1	46	
2300	EQ1026/D	44		EQ1026/D1	47		EQ1026/M	44		EQ1026/M1	47	
2400	EQ1026/E	45		EQ1026/E1	48		EQ1026/N	45		EQ1026/N1	48	
2500	EQ1026/F	46		EQ1026/F1	50		EQ1026/O	46		EQ1026/O1	50	
2600	EQ1026/G	47		EQ1026/G1	51		EQ1026/P	47		EQ1026/P1	51	
2700	EQ1026/H	48		EQ1026/H1	52		EQ1026/Q	48		EQ1026/Q1	52	
2800	EQ1026/I	49		EQ1026/I1	53		EQ1026/R	49		EQ1026/R1	53	



Table with two sinks without shelf

- tap hole Ø35 mm between sinks by special request ☎
- cutting out a hole for a waste disposal unit is possible
– optional extra , please specify which sink

Sinks on left side

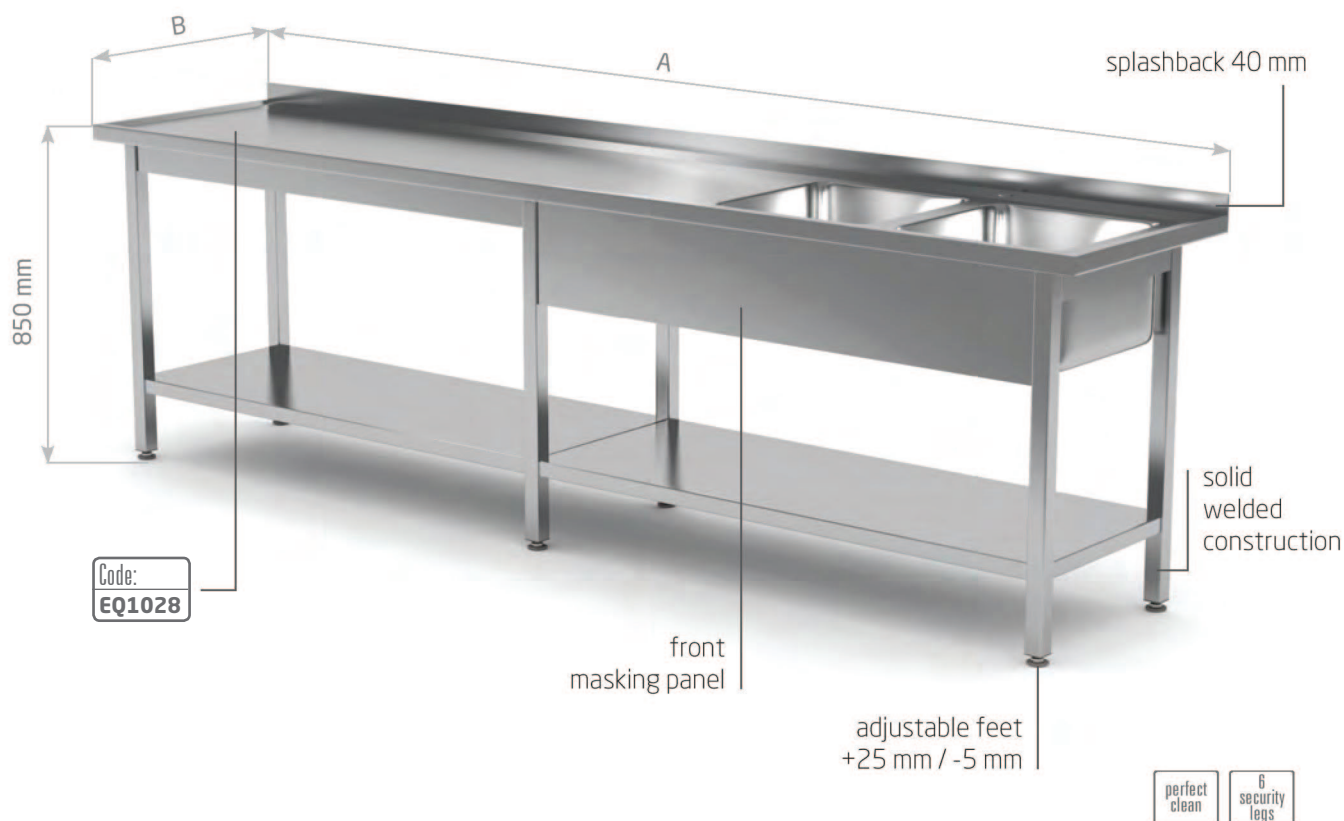


Sinks on right side



A mm	B = 600 mm			B = 700 mm			B = 600 mm			B = 700 mm		
	sink 400x400x(h)250 mm			sink 400x400x(h)250 mm			sink 400x400x(h)250 mm			sink 400x400x(h)250 mm		
	code	weight kg	price	code	weight kg	price	code	weight kg	price	code	weight kg	price
1100	EQ1025/A	28		EQ1025/A1	30		EQ1025/J	28		EQ1025/J1	30	
1200	EQ1025/B	29		EQ1025/B1	31		EQ1025/K	29		EQ1025/K1	31	
1300	EQ1025/C	30		EQ1025/C1	32		EQ1025/L	30		EQ1025/L1	32	
1400	EQ1025/D	31		EQ1025/D1	33		EQ1025/M	31		EQ1025/M1	33	
1500	EQ1025/E	32		EQ1025/E1	35		EQ1025/N	32		EQ1025/N1	35	
1600	EQ1025/F	33		EQ1025/F1	36		EQ1025/O	33		EQ1025/O1	36	
1700	EQ1025/G	35		EQ1025/G1	37		EQ1025/P	35		EQ1025/P1	37	
1800	EQ1025/H	36		EQ1025/H1	38		EQ1025/Q	36		EQ1025/Q1	38	
1900	EQ1025/I	37		EQ1025/I1	40		EQ1025/R	37		EQ1025/R1	40	





Reinforced table with two sinks and undershelf

- tap hole Ø35 mm between sinks by special request ☎
- cutting out a hole for a waste disposal unit is possible
– optional extra , please specify which sink

Sinks on left side



Sinks on right side



A mm	B = 600 mm			B = 700 mm			B = 600 mm			B = 700 mm		
	sink 400x400x(h)250 mm			sink 400x400x(h)250 mm			sink 400x400x(h)250 mm			sink 400x400x(h)250 mm		
	code	weight kg	price	code	weight kg	price	code	weight kg	price	code	weight kg	price
2000	EQ1028/A	49		EQ1028/A1	53		EQ1028/J	49		EQ1028/J1	53	
2100	EQ1028/B	51		EQ1028/B1	55		EQ1028/K	51		EQ1028/K1	55	
2200	EQ1028/C	52		EQ1028/C1	57		EQ1028/L	52		EQ1028/L1	57	
2300	EQ1028/D	54		EQ1028/D1	59		EQ1028/M	54		EQ1028/M1	59	
2400	EQ1028/E	55		EQ1028/E1	60		EQ1028/N	55		EQ1028/N1	60	
2500	EQ1028/F	57		EQ1028/F1	62		EQ1028/O	57		EQ1028/O1	62	
2600	EQ1028/G	59		EQ1028/G1	64		EQ1028/P	59		EQ1028/P1	64	
2700	EQ1028/H	60		EQ1028/H1	66		EQ1028/Q	60		EQ1028/Q1	66	
2800	EQ1028/I	62		EQ1028/I1	68		EQ1028/R	62		EQ1028/R1	68	

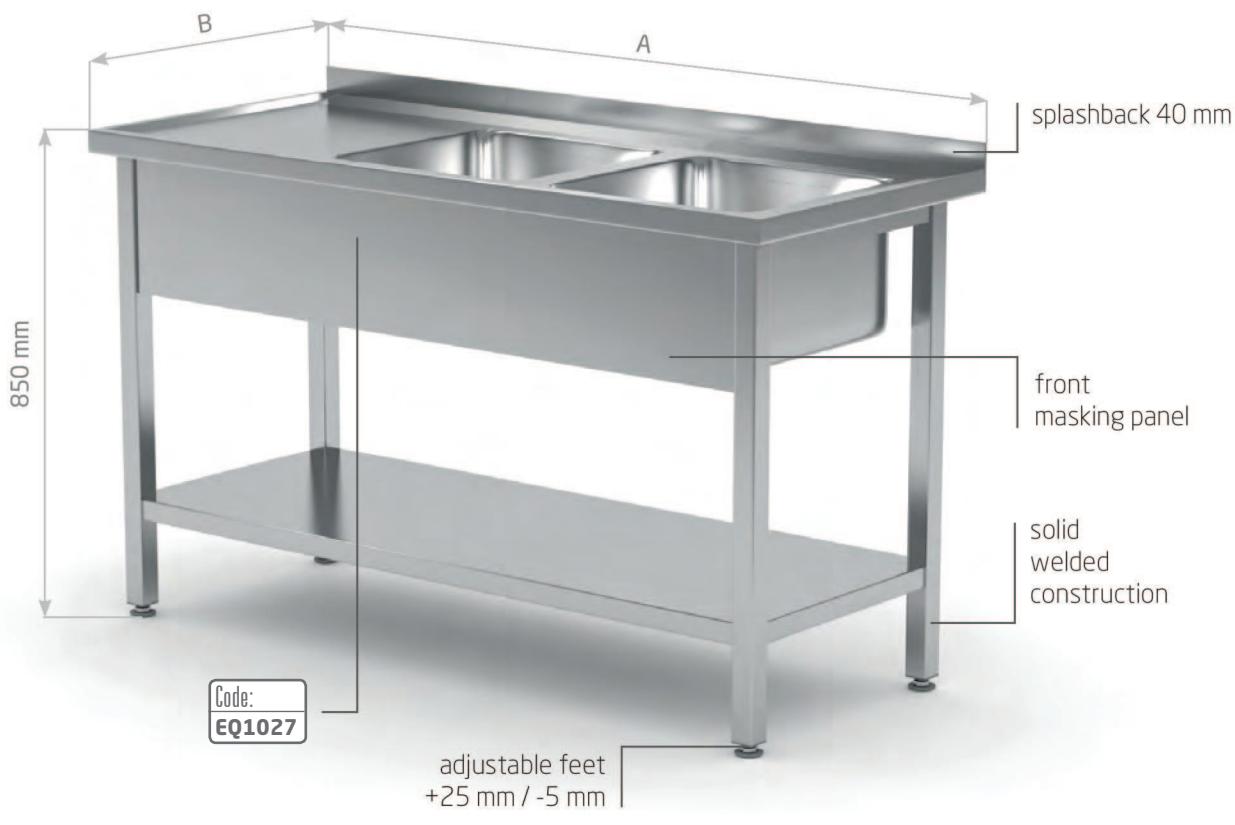


Table with two sinks and undershelf

- tap hole Ø35 mm between sinks by special request ☎
- cutting out a hole for a waste disposal unit is possible
– optional extra , please specify which sink

Sinks on left side



Sinks on right side



A mm	B = 600 mm			B = 700 mm			B = 600 mm			B = 700 mm		
	sink 400x400x(h)250 mm			sink 400x400x(h)250 mm			sink 400x400x(h)250 mm			sink 400x400x(h)250 mm		
	code	weight kg	price	code	weight kg	price	code	weight kg	price	code	weight kg	price
1100	EQ1027/A	34		EQ1027/A1	37		EQ1027/J	34		EQ1027/J1	37	
1200	EQ1027/B	36		EQ1027/B1	39		EQ1027/K	36		EQ1027/K1	39	
1300	EQ1027/C	37		EQ1027/C1	41		EQ1027/L	37		EQ1027/L1	41	
1400	EQ1027/D	39		EQ1027/D1	42		EQ1027/M	39		EQ1027/M1	42	
1500	EQ1027/E	41		EQ1027/E1	44		EQ1027/N	41		EQ1027/N1	44	
1600	EQ1027/F	42		EQ1027/F1	46		EQ1027/O	42		EQ1027/O1	46	
1700	EQ1027/G	44		EQ1027/G1	48		EQ1027/P	44		EQ1027/P1	48	
1800	EQ1027/H	46		EQ1027/H1	50		EQ1027/Q	46		EQ1027/Q1	50	
1900	EQ1027/I	47		EQ1027/I1	52		EQ1027/R	47		EQ1027/R1	52	

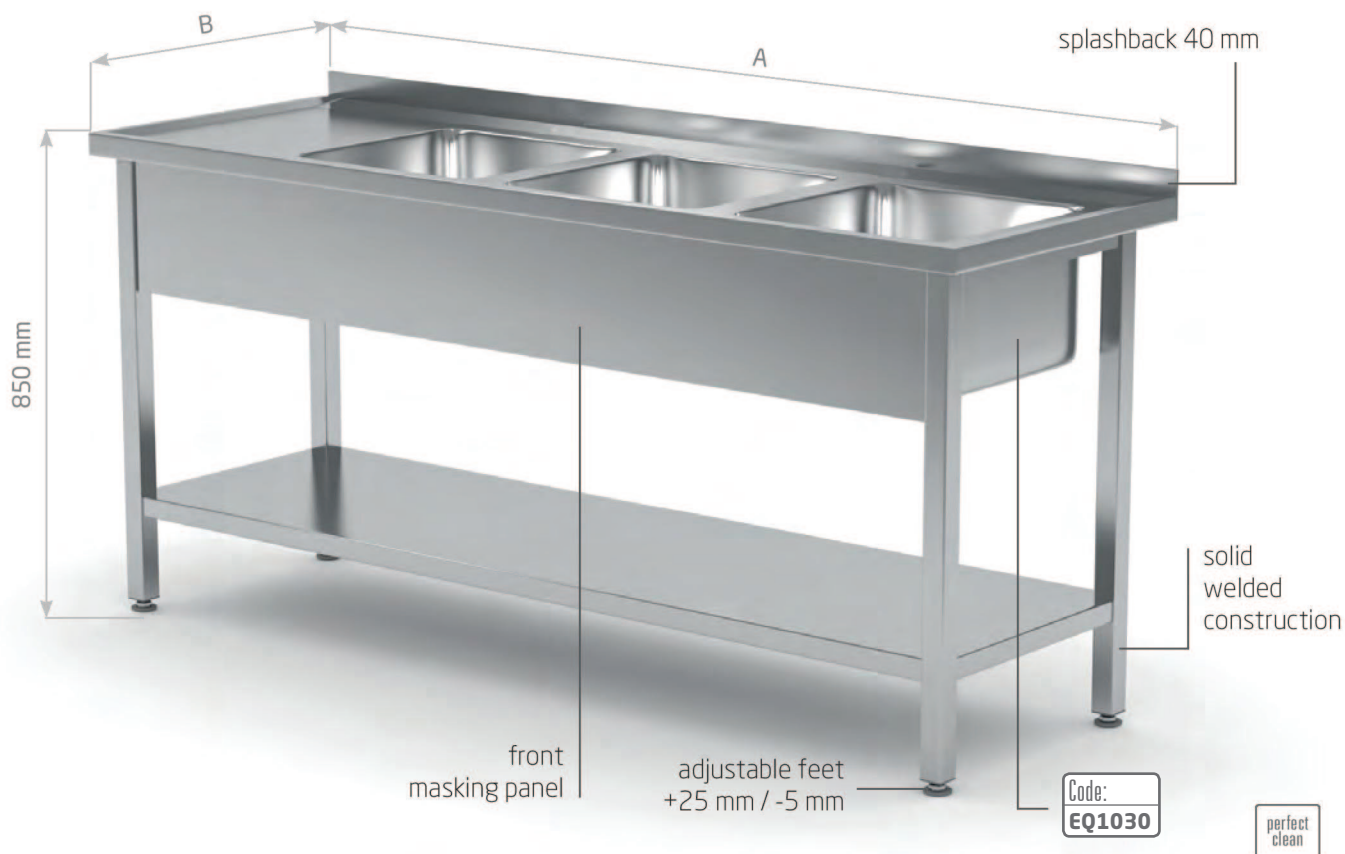


Table with three sinks and undershelf

- tap hole Ø35 mm between sinks by special request, please specify between which sinks
- cutting out a hole for a waste disposal unit is possible – optional extra , please specify which sink

Sinks on left side



Sinks on right side



A mm	B = 600 mm			B = 700 mm			B = 600 mm			B = 700 mm		
	sink 400x400x(h)250 mm			sink 400x400x(h)250 mm			sink 400x400x(h)250 mm			sink 400x400x(h)250 mm		
	code	weight kg	price	code	weight kg	price	code	weight kg	price	code	weight kg	price
1500	EQ1030/A	37		EQ1030/A1	39		EQ1030/F	37		EQ1030/F1	39	
1600	EQ1030/B	38		EQ1030/B1	41		EQ1030/G	38		EQ1030/G1	41	
1700	EQ1030/C	39		EQ1030/C1	43		EQ1030/H	39		EQ1030/H1	43	
1800	EQ1030/D	40		EQ1030/D1	45		EQ1030/I	40		EQ1030/I1	45	
1900	EQ1030/E	41		EQ1030/E1	47		EQ1030/J	41		EQ1030/J1	47	

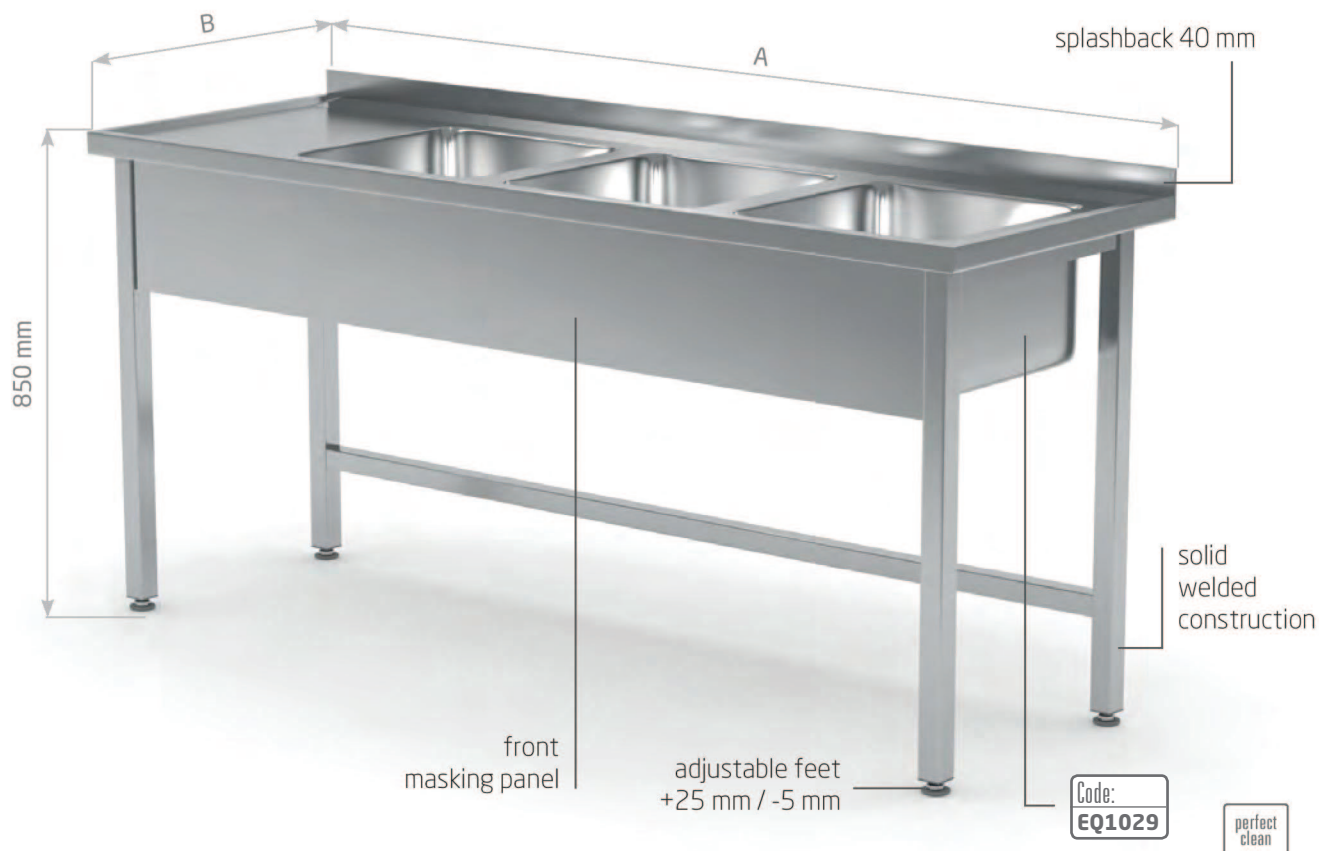


Table with three sinks, without undershelf

- tap hole Ø35 mm between sinks by special request, please specify between which sinks
- cutting out a hole for a waste disposal unit is possible
– optional extra , please specify which sink

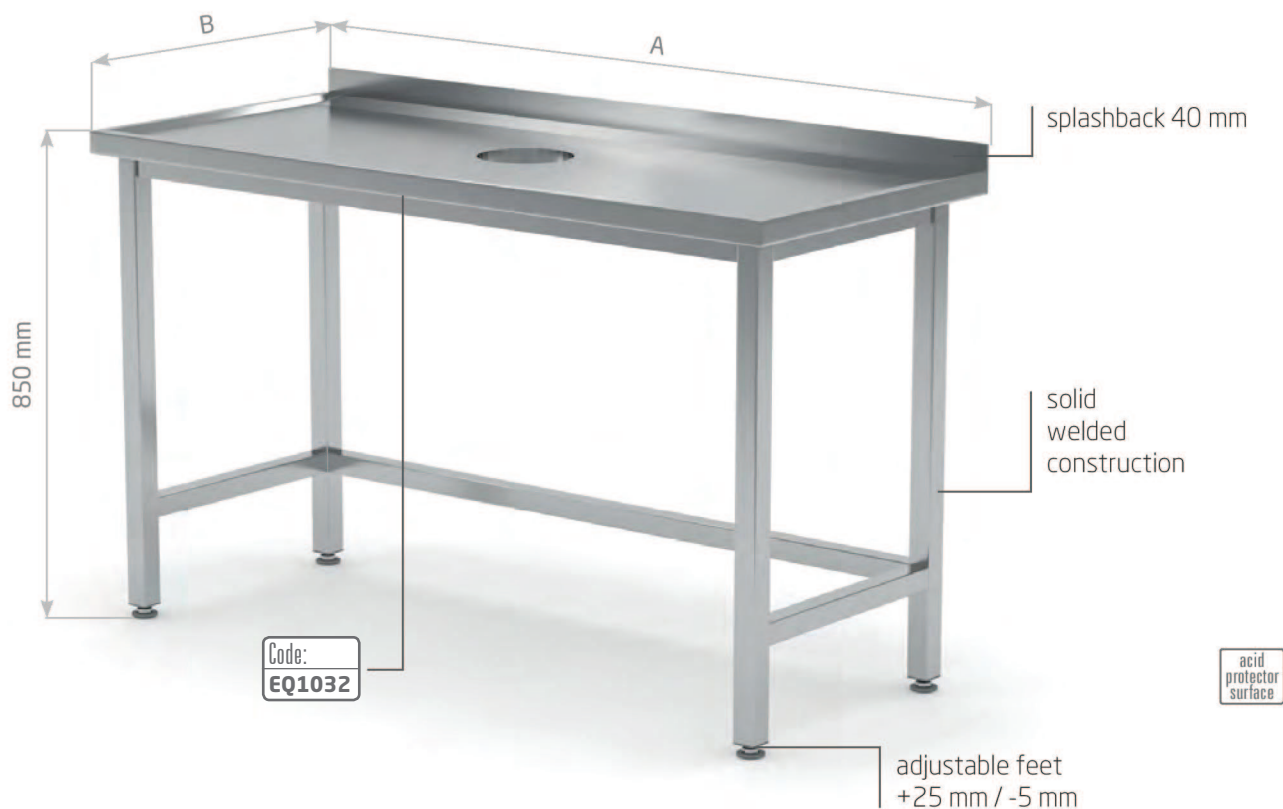
Sinks on left side



Sinks on right side



A mm	B = 600 mm			B = 700 mm			B = 600 mm			B = 700 mm		
	sink 400x400x(h)250 mm			sink 400x400x(h)250 mm			sink 400x400x(h)250 mm			sink 400x400x(h)250 mm		
	code	weight kg	price	code	weight kg	price	code	weight kg	price	code	weight kg	price
1500	EQ1029/A	35		EQ1029/A1	37		EQ1029/F	35		EQ1029/F1	37	
1600	EQ1029/B	36		EQ1029/B1	38		EQ1029/G	36		EQ1029/G1	38	
1700	EQ1029/C	37		EQ1029/C1	39		EQ1029/H	37		EQ1029/H1	39	
1800	EQ1029/D	38		EQ1029/D1	40		EQ1029/I	38		EQ1029/I1	40	
1900	EQ1029/E	39		EQ1029/E1	41		EQ1029/J	39		EQ1029/J1	41	



Work table with splashback and waste hole

- please provide table dimensions and location of Ø150 mm hole – C - central, R - right side, L - left side ☎



A mm	B = 600 mm			B = 700 mm		
	code	weight kg	price	code	weight kg	price
800	EQ1032/A	19		EQ1032/A1	21	
900	EQ1032/B	20		EQ1032/B1	22	
1000	EQ1032/C	21		EQ1032/C1	23	
1100	EQ1032/D	22		EQ1032/D1	24	
1200	EQ1032/E	23		EQ1032/E1	25	
1300	EQ1032/F	24		EQ1032/F1	27	
1400	EQ1032/G	26		EQ1032/G1	28	
1500	EQ1032/H	27		EQ1032/H1	29	
1600	EQ1032/I	28		EQ1032/I1	30	
1700	EQ1032/J	29		EQ1032/J1	31	
1800	EQ1032/K	30		EQ1032/K1	32	
1900	EQ1032/L	31		EQ1032/L1	33	

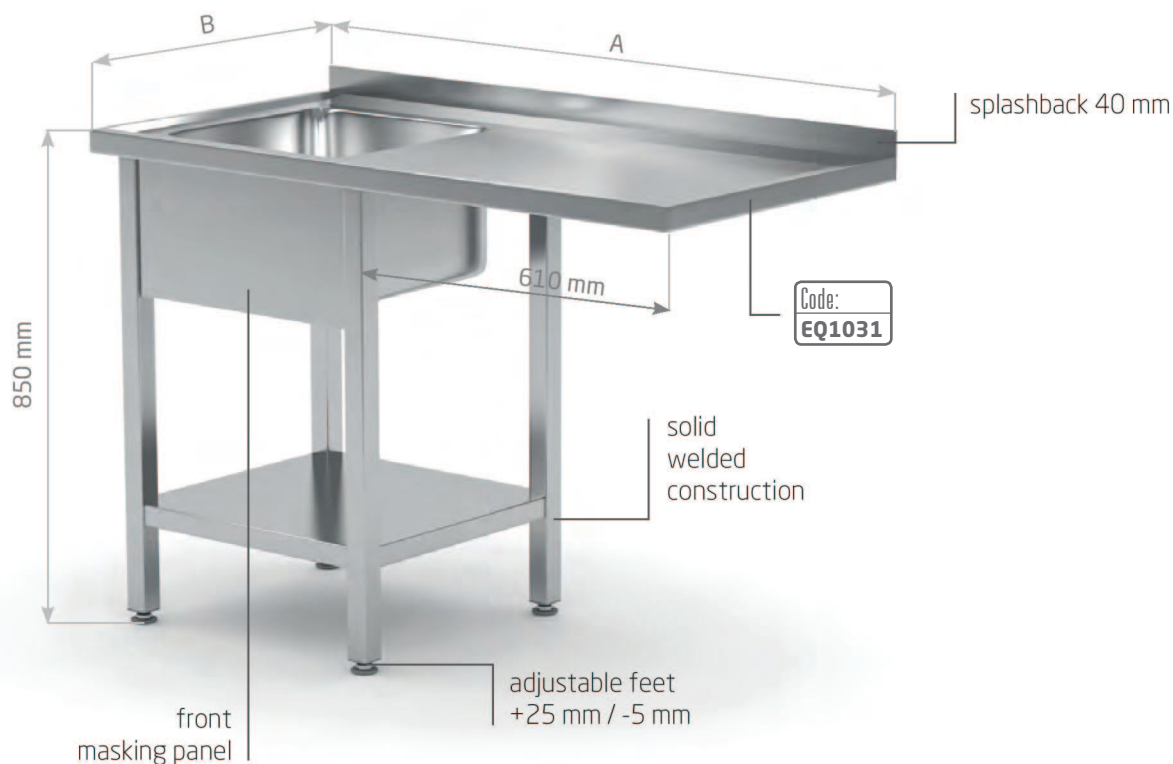
perfect
clean

Table with sink, undershelf and space for fridge or dishwasher

- tap hole Ø35 mm – by special request ☎
- cutting out a hole for a waste disposal unit is possible – optional extra

Sink on left side

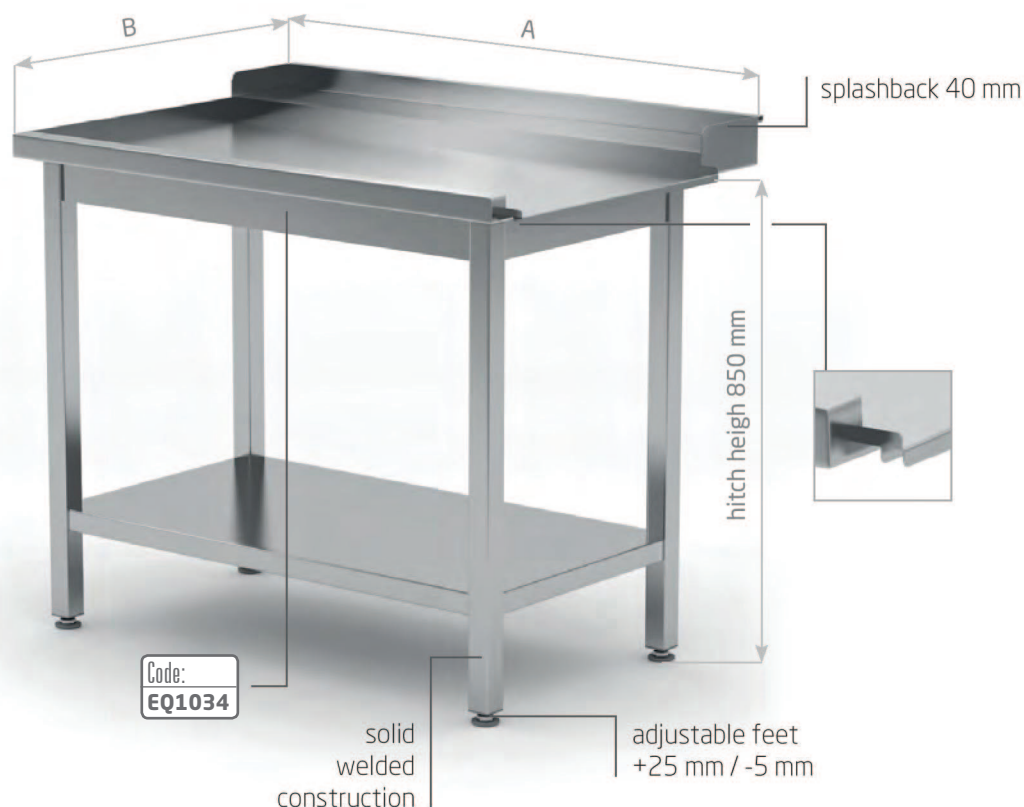


Sink on right side



A mm	B = 600 mm			B = 700 mm			B = 600 mm			B = 700 mm		
	sink 400x400x(h)250 mm			sink 400x400x(h)250 mm			sink 400x400x(h)250 mm			sink 400x400x(h)250 mm		
	code	weight kg	price	code	weight kg	price	code	weight kg	price	code	weight kg	price
1200	EQ1031/A	20		EQ1031/A1	22		EQ1031/I	20		EQ1031/I1	22	
1300	EQ1031/B	21		EQ1031/B1	24		EQ1031/J	21		EQ1031/J1	24	
1400	EQ1031/C	23		EQ1031/C1	26		EQ1031/K	23		EQ1031/K1	26	
1500	EQ1031/D	24		EQ1031/D1	27		EQ1031/L	24		EQ1031/L1	27	
1600	EQ1031/E	26		EQ1031/E1	29		EQ1031/M	26		EQ1031/M1	29	
1700	EQ1031/F	27		EQ1031/F1	31		EQ1031/N	27		EQ1031/N1	31	
1800	EQ1031/G	29		EQ1031/G1	32		EQ1031/O	29		EQ1031/O1	32	
1900	EQ1031/H	30		EQ1031/H1	34		EQ1031/P	30		EQ1031/P1	34	





Unloading table for dishwashers with undershelf

Left



Right



A mm	B = 700 mm			B = 760 mm			A mm	B = 700 mm			B = 760 mm		
	code	weight kg	price	code	weight kg	price		code	weight kg	price	code	weight kg	price
800	EQ1034/A	19		EQ1034/A1	20		800	EQ1034/H	19		EQ1034/H1	20	
900	EQ1034/B	21		EQ1034/B1	22		900	EQ1034/I	21		EQ1034/I1	22	
1000	EQ1034/C	22		EQ1034/C1	23		1000	EQ1034/J	22		EQ1034/J1	23	
1100	EQ1034/D	24		EQ1034/D1	25		1100	EQ1034/K	24		EQ1034/K1	25	
1200	EQ1034/E	26		EQ1034/E1	27		1200	EQ1034/L	26		EQ1034/L1	27	
1300	EQ1034/F	27		EQ1034/F1	28		1300	EQ1034/M	27		EQ1034/M1	28	
1400	EQ1034/G	29		EQ1034/G1	30		1400	EQ1034/N	29		EQ1034/N1	30	

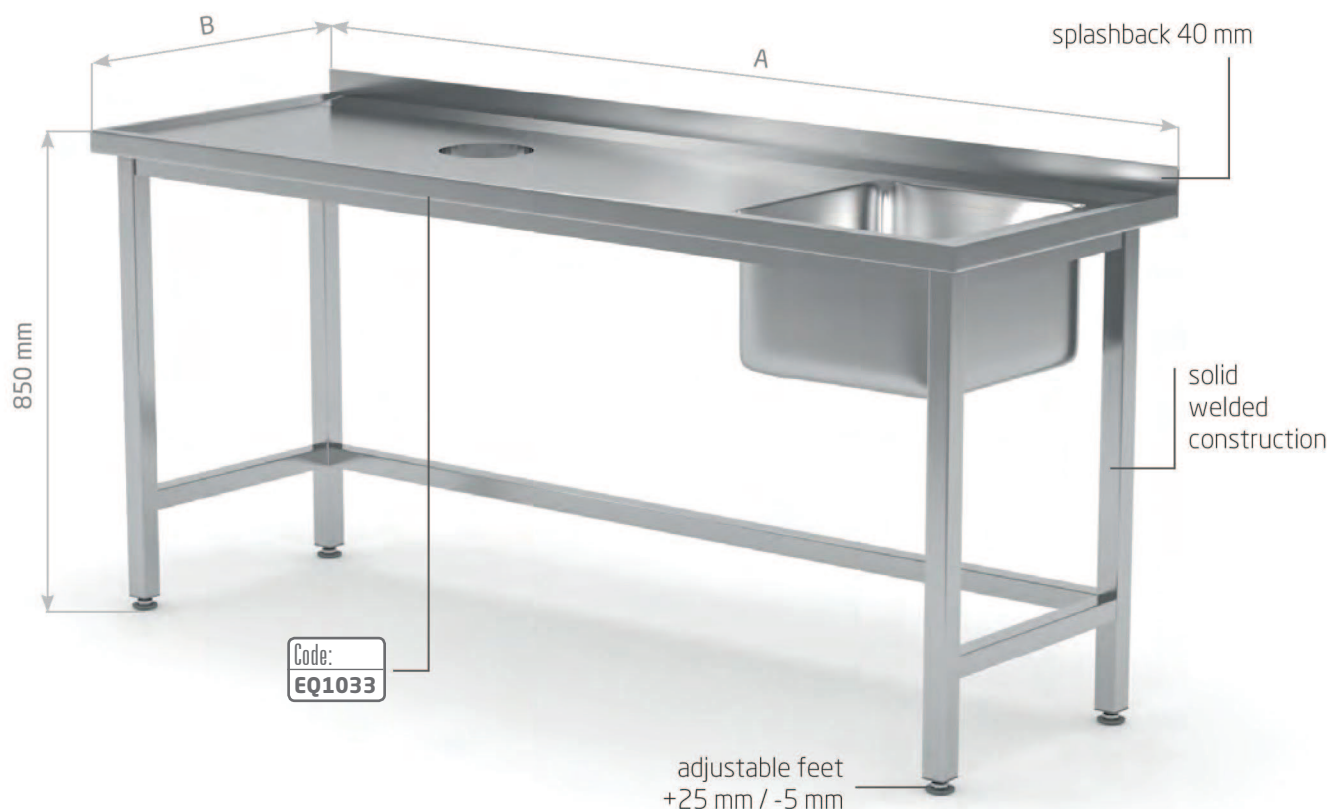


Table with sink and waste hole

- tap hole Ø35 mm – by special request ☎
- cutting out a hole for a waste disposal unit is possible – optional extra
- please provide table dimensions and location of Ø150 mm hole – C- central, R – right side, L- left side ☎

Sink on left side



Sink on right side



A mm	B = 600 mm			B = 700 mm			B = 600 mm			B = 700 mm		
	sink 400x400x(h)250 mm			sink 400x400x(h)250 mm			sink 400x400x(h)250 mm			sink 400x400x(h)250 mm		
	code	weight kg	price	code	weight kg	price	code	weight kg	price	code	weight kg	price
1000	EQ1033/A	24		EQ1033/A1	27		EQ1033/K	24		EQ1033/K1	27	
1100	EQ1033/B	25		EQ1033/B1	28		EQ1033/L	25		EQ1033/L1	28	
1200	EQ1033/C	26		EQ1033/C1	29		EQ1033/M	26		EQ1033/M1	29	
1300	EQ1033/D	27		EQ1033/D1	31		EQ1033/N	27		EQ1033/N1	31	
1400	EQ1033/E	29		EQ1033/E1	32		EQ1033/O	29		EQ1033/O1	32	
1500	EQ1033/F	30		EQ1033/F1	33		EQ1033/P	30		EQ1033/P1	33	
1600	EQ1033/G	31		EQ1033/G1	34		EQ1033/Q	31		EQ1031/Q1	34	
1700	EQ1033/H	32		EQ1033/H1	35		EQ1033/R	32		EQ1033/R1	35	
1800	EQ1033/I	33		EQ1033/I1	36		EQ1033/S	33		EQ1033/S1	36	
1900	EQ1033/J	34		EQ1033/J1	37		EQ1033/T	34		EQ1033/T1	37	





Table with two sinks and waste hole

- tap hole Ø35 mm between sinks by special request ☎
- cutting out a hole for a waste disposal unit is possible – optional extra ☎, please specify which sink
- please provide table dimensions and location of Ø150 mm hole – C – central, R – right side, L – left side ☎

Sinks on left side



Sinks on right side



A mm	B = 600 mm			B = 700 mm			B = 600 mm			B = 700 mm		
	sink 400x400x(h)250 mm			sink 400x400x(h)250 mm			sink 400x400x(h)250 mm			sink 400x400x(h)250 mm		
	code	weight kg	price	code	weight kg	price	code	weight kg	price	code	weight kg	price
1500	EQ1035/A	30		EQ1035/A1	31		EQ1035/F	30		EQ1035/F1	31	
1600	EQ1035/B	31		EQ1035/B1	32		EQ1035/G	31		EQ1035/G1	32	
1700	EQ1035/C	32		EQ1035/C1	33		EQ1035/H	32		EQ1035/H1	33	
1800	EQ1035/D	33		EQ1035/D1	34		EQ1035/I	33		EQ1035/I1	34	
1900	EQ1035/E	34		EQ1035/E1	35		EQ1035/J	34		EQ1035/J1	35	



STORAGE CUPBOARDS, STORAGE RACKS, SHELVES

- welded construction - ensures stability and durability
- adjustable feet
- optional lock fitting
- wall cupboard fittings included
- static and mobile racks
- racks with adjustable shelves available

- furniture produced according to AISI 304 standards
 - extra cost next to each individual item
- approximate permissible load per worktop or shelf is 70 kg/m². If heavier loads are expected, please contact us in order to modify the design.



innovative magnetic closure





Double-sided cupboard with partition and sliding doors

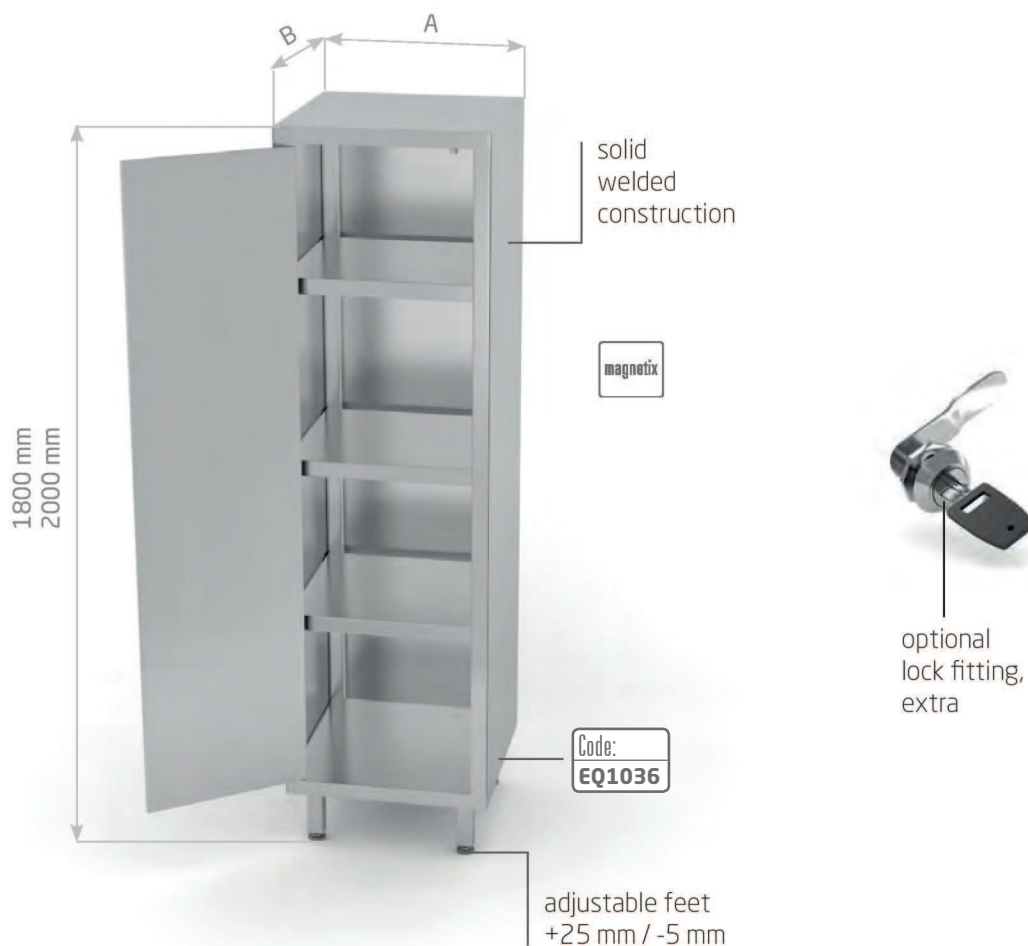
- shelves in the cupboard are mounted permanently
- shelves with adjustable height, removable, for an extra cost of – ☎

h = 1800 mm

A mm	B = 500 mm			B = 600 mm			B = 700 mm		
	code	weight kg	price	code	weight kg	price	code	weight kg	price
800	EQ1037/A	85		EQ1037/A1	91		EQ1037/A2	97	
900	EQ1037/B	93		EQ1037/B1	99		EQ1037/B2	105	
1000	EQ1037/C	101		EQ1037/C1	107		EQ1037/C2	114	
1100	EQ1037/D	108		EQ1037/D1	115		EQ1037/D2	123	
1200	EQ1037/E	116		EQ1037/E1	124		EQ1037/E2	131	

h = 2000 mm

A mm	B = 500 mm			B = 600 mm			B = 700 mm		
	code	weight kg	price	code	weight kg	price	code	weight kg	price
800	EQ1037/F	92		EQ1037/F1	98		EQ1037/F2	105	
900	EQ1037/G	100		EQ1037/G1	107		EQ1037/G2	113	
1000	EQ1037/H	108		EQ1037/H1	115		EQ1037/H2	122	
1100	EQ1037/I	116		EQ1037/I1	123		EQ1037/I2	131	
1200	EQ1037/J	124		EQ1037/J1	132		EQ1037/J2	140	



Storage cupboard with hinged door

- shelves in the cupboard are mounted permanently
- shelves with adjustable height, removable, for an extra cost of - ☎

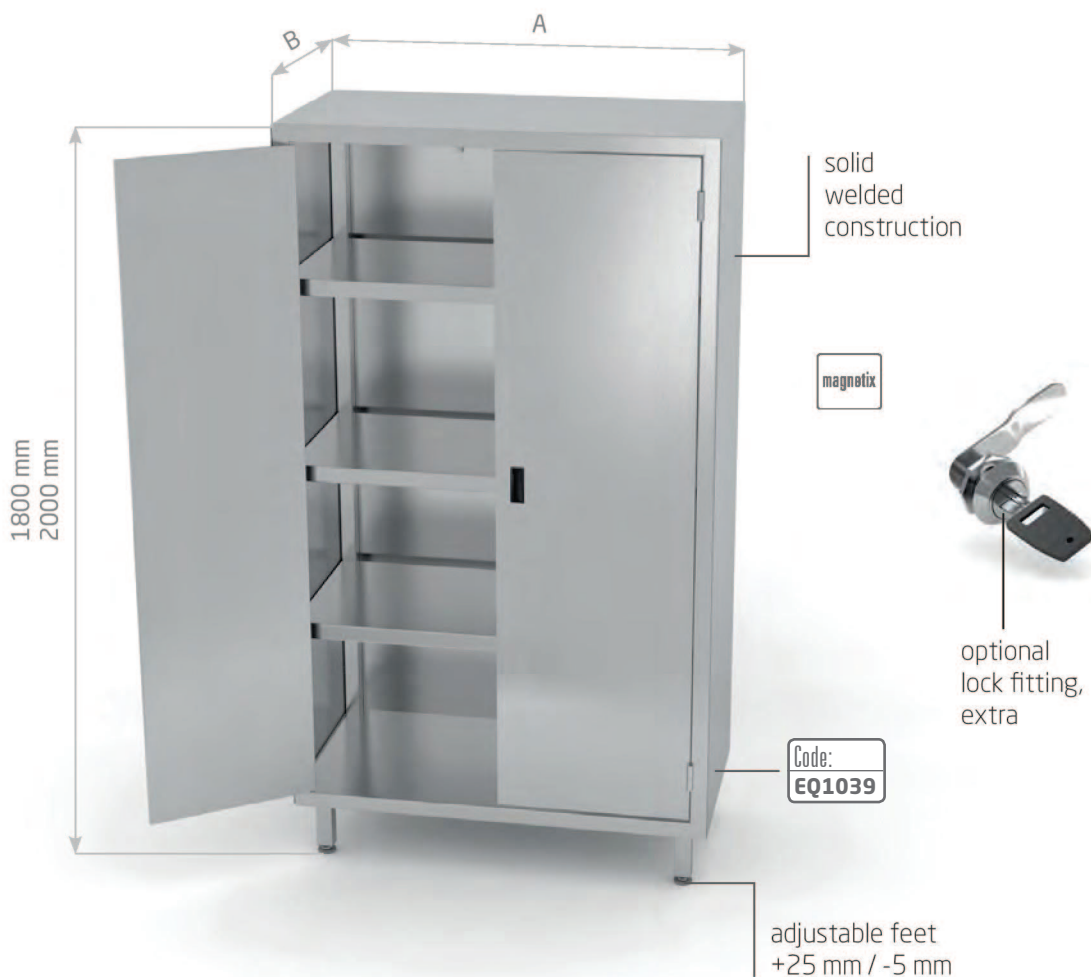
h = 1800 mm

A mm	B = 500 mm			B = 600 mm			B = 700 mm		
	code	weight kg	price	code	weight kg	price	code	weight kg	price
400	EQ1036/A	45		EQ1036/A1	49		EQ1037/A2	53	
500	EQ1036/B	50		EQ1036/B1	55		EQ1037/B2	61	
600	EQ1036/C	55		EQ1036/C1	61		EQ1037/C2	67	

POL-304-2-W

h = 2000 mm

A mm	B = 500 mm			B = 600 mm			B = 700 mm		
	code	weight kg	price €	code	weight kg	price €	code	weight kg	price €
400	EQ1036/D	49	1 018,-	EQ1036/D1	54	1 081,-	EQ1036/D2	59	1 144,-
500	EQ1036/E	55	1 112,-	EQ1036/E1	60	1 181,-	EQ1036/E2	65	1 253,-
600	EQ1036/F	61	1 208,-	EQ1036/F1	66	1 284,-	EQ1036/F2	71	1 359,-



Storage cupboard with hinged doors

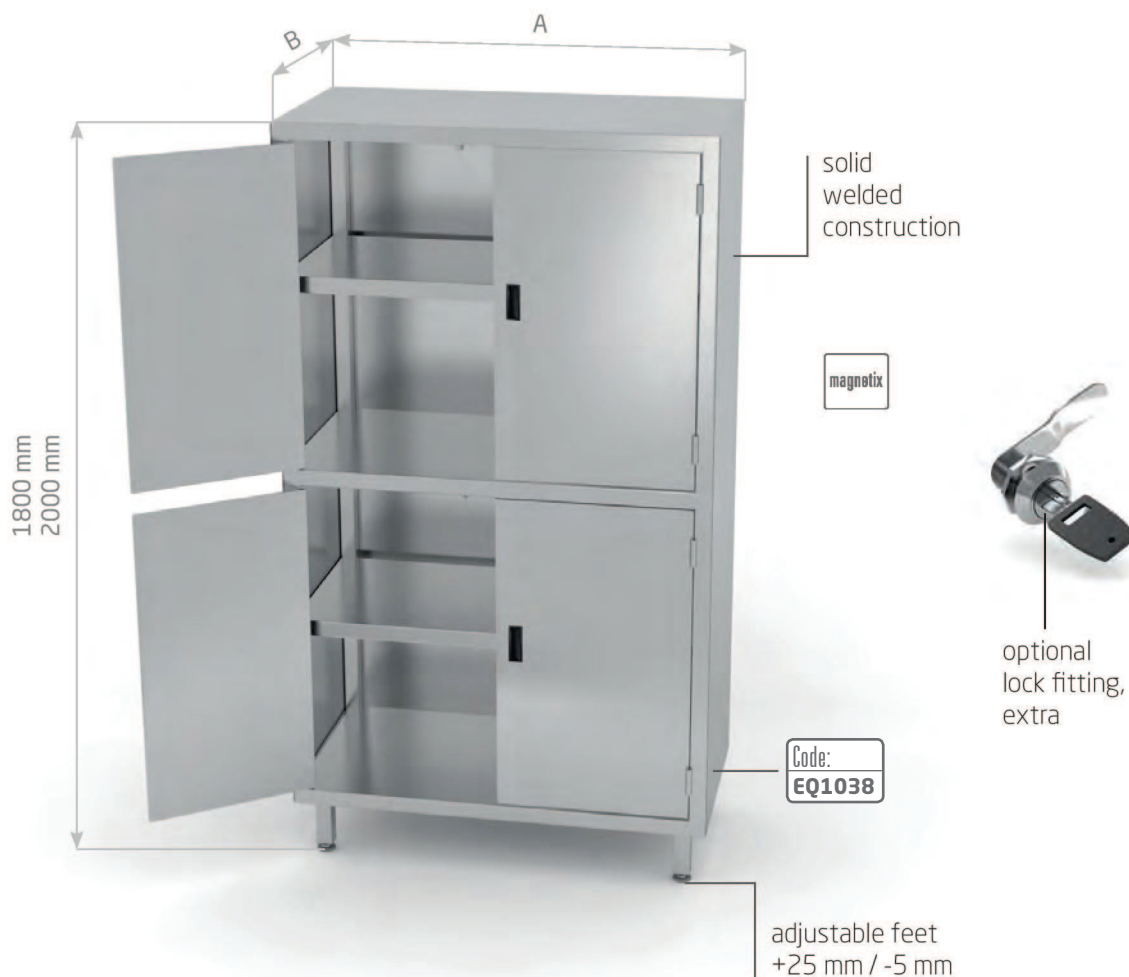
- shelves in the cupboard are mounted permanently
- shelves with adjustable height, removable, for an extra cost of – ☎

h = 1800 mm


A mm	B = 500 mm			B = 600 mm			B = 700 mm		
	code	weight kg	price	code	weight kg	price	code	weight kg	price
700	EQ1039/A	64		EQ1039/A1	68		EQ1039/A2	77	
800	EQ1039/B	70		EQ1039/B1	76		EQ1039/B2	83	
900	EQ1039/C	76		EQ1039/C1	83		EQ1039/C2	89	
1000	EQ1039/D	83		EQ1039/D1	89		EQ1039/D2	96	
1100	EQ1039/E	89		EQ1039/E1	96		EQ1039/E2	102	
1200	EQ1039/F	95		EQ1039/F1	102		EQ1039/F2	108	

h = 2000 mm

A mm	B = 500 mm			B = 600 mm			B = 700 mm		
	code	weight kg	price	code	weight kg	price	code	weight kg	price
700	EQ1039/G	69		EQ1039/G1	77		EQ1039/G2	82	
800	EQ1039/H	76		EQ1039/H1	83		EQ1039/H2	89	
900	EQ1039/I	83		EQ1039/I1	89		EQ1039/I2	96	
1000	EQ1039/J	89		EQ1039/J1	96		EQ1039/J2	103	
1100	EQ1039/K	96		EQ1039/K1	103		EQ1039/K2	110	
1200	EQ1039/L	102		EQ1039/L1	110		EQ1039/L2	117	



Storage cupboard with partition and hinged doors


- shelves in the cupboard are mounted permanently
- shelves with adjustable height, removable, for an extra cost of 

h = 1800 mm

A mm	B = 500 mm			B = 600 mm			B = 700 mm		
	code	weight kg	price	code	weight kg	price	code	weight kg	price
800	EQ1038/A	73		EQ1038/A1	79		EQ1038/A2	85	
900	EQ1038/B	78		EQ1038/B1	85		EQ1038/B2	91	
1000	EQ1038/C	84		EQ1038/C1	91		EQ1038/C2	99	
1100	EQ1038/D	90		EQ1038/D1	98		EQ1038/D2	107	
1200	EQ1038/E	96		EQ1038/E1	105		EQ1038/E2	115	

h = 2000 mm


A mm	B = 500 mm			B = 600 mm			B = 700 mm		
	code	weight kg	price	code	weight kg	price	code	weight kg	price
800	EQ1038/F	78		EQ1038/F1	85		EQ1038/F2	92	
900	EQ1038/G	85		EQ1038/G1	92		EQ1038/G2	99	
1000	EQ1038/H	92		EQ1038/H1	99		EQ1038/H2	106	
1100	EQ1038/I	99		EQ1038/I1	106		EQ1038/I2	113	
1200	EQ1038/J	105		EQ1038/J1	113		EQ1038/J2	121	



Open wall mounted storage cupboard

- easy to remove shelf, non-adjustable
- hanging fixtures included

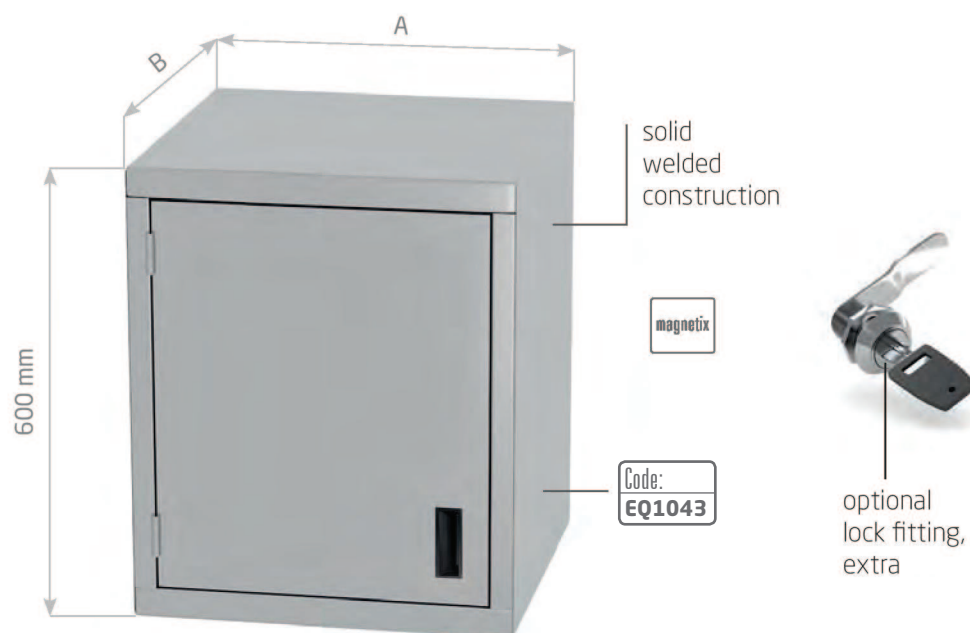
A mm	B = 300 mm			B = 400 mm		
	code	weight kg	price	code	weight kg	price
400	EQ1041/A	13		EQ1041/A1	17	
500	EQ1041/B	14		EQ1041/B1	18	
600	EQ1041/C	15		EQ1041/C1	19	
700	EQ1041/D	16		EQ1041/D1	20	
800	EQ1041/E	17		EQ1041/E1	21	
900	EQ1041/F	18		EQ1041/F1	22	
1000	EQ1041/G	19		EQ1041/G1	24	
1100	EQ1041/H	20		EQ1041/H1	25	
1200	EQ1041/I	21		EQ1041/I1	26	
1300	EQ1041/J	23		EQ1041/J1	27	
1400	EQ1041/K	24		EQ1041/K1	28	
1500	EQ1041/L	25		EQ1041/L1	29	
1600	EQ1041/M	26		EQ1041/M1	30	



Storage cupboard with basin and hinged doors

- built-in basin, round sink of Ø 330 mm and (h) 120 mm
- shelf in the cupboard are mounted permanently
- 4 hanging hooks on left side

A mm	B = 500 mm		
	code	weight kg	price
1000	EQ1040/A	89	



Wall mounted storage cupboard with hinged door

- easy to remove shelf, non-adjustable
- hanging fixtures included


A mm	B = 300 mm			B = 400 mm		
	code	weight kg	price	code	weight kg	price
400	EQ1043/A	15		EQ1043/A1	17	
500	EQ1043/B	17		EQ1043/B1	19	
600	EQ1043/C	19		EQ1043/C1	21	



Wall mounted storage cupboard with sliding doors

- easy to remove shelf, non-adjustable
- hanging fixtures included

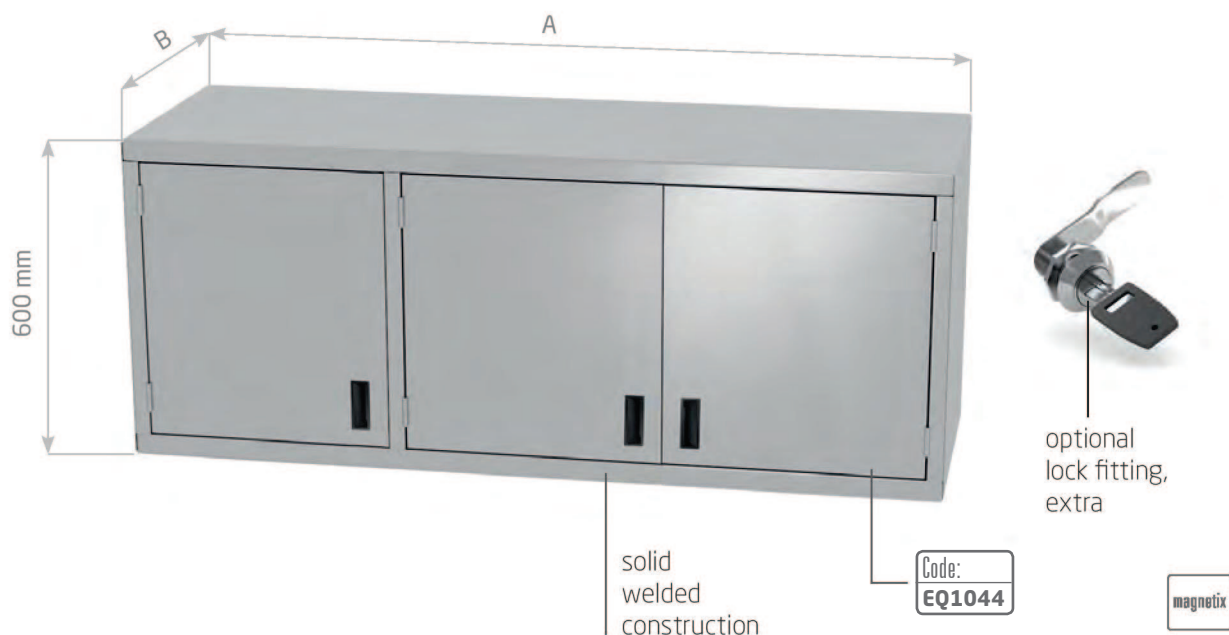
A mm	B = 300 mm			B = 400 mm		
	code	weight kg	price	code	weight kg	price
800	EQ1042/A	21		EQ1042/A1	27	
900	EQ1042/B	23		EQ1042/B1	29	
1000	EQ1042/C	25		EQ1042/C1	31	
1100	EQ1042/D	27		EQ1042/D1	33	
1200	EQ1042/E	29		EQ1042/E1	35	
1300	EQ1042/F	31		EQ1042/F1	38	
1400	EQ1042/G	32		EQ1042/G1	40	
1500	EQ1042/H	34		EQ1042/H1	42	
1600	EQ1042/I	36		EQ1042/I1	44	



Double-sided storage cupboard with sliding doors

- easy to remove shelf, non-adjustable
- 4 – sliding doors
- for fixing in a wall hole

A mm	B = 300 mm			B = 400 mm		
	code	weight kg	price	code	weight kg	price
800	EQ1045/A	23		EQ1045/A1	30	
900	EQ1045/B	26		EQ1045/B1	33	
1000	EQ1045/C	28		EQ1045/C1	35	
1100	EQ1045/D	31		EQ1045/D1	37	
1200	EQ1045/E	33		EQ1045/E1	40	
1300	EQ1045/F	35		EQ1045/F1	44	
1400	EQ1045/G	36		EQ1045/G1	46	
1500	EQ1045/H	39		EQ1045/H1	49	
1600	EQ1045/I	41		EQ1045/I1	51	



Wall mounted storage cupboard with hinged doors

Double doors

- easy to remove shelf, non-adjustable
- hanging fixtures included



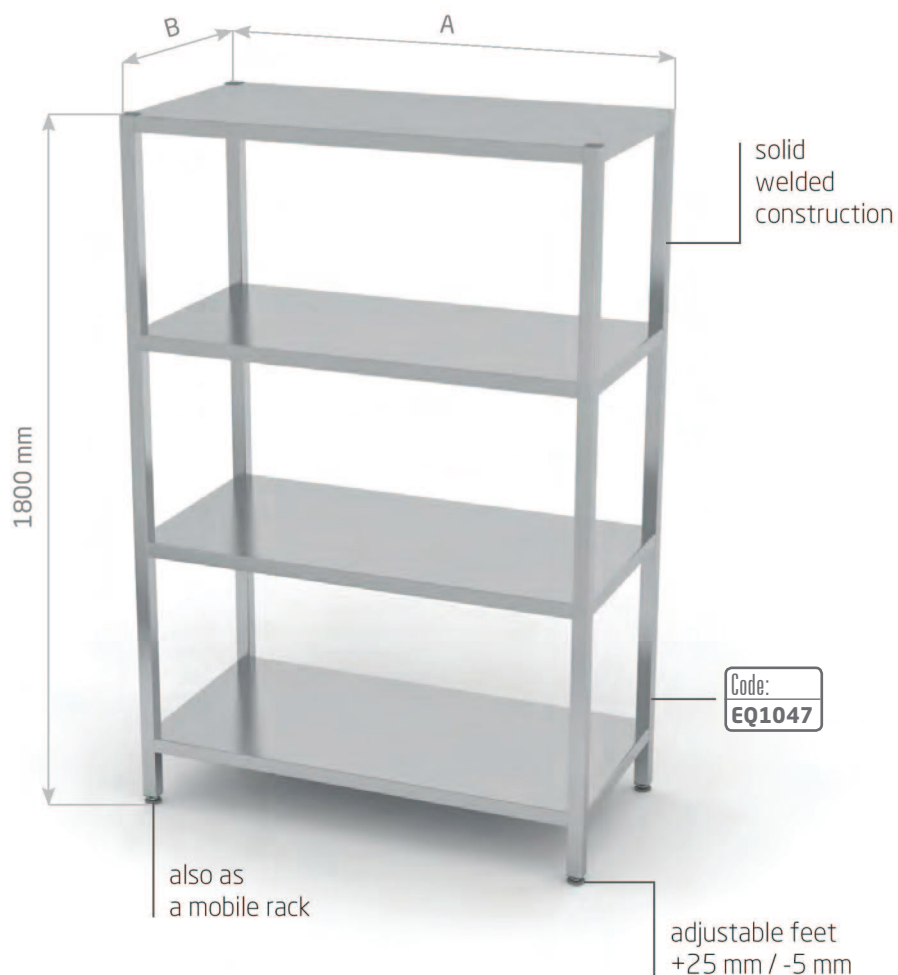
Triple doors

- fixed shelf, non removable
- hanging fixtures included



A mm	B = 300 mm			B = 400 mm		
	code	weight kg	price	code	weight kg	price
700	EQ1044/A	19		EQ1044/A1	24	
800	EQ1044/B	20		EQ1044/B1	26	
900	EQ1044/C	21		EQ1044/C1	28	
1000	EQ1044/D	23		EQ1044/D1	30	
1100	EQ1044/E	24		EQ1044/E1	32	
1200	EQ1044/F	25		EQ1044/F1	34	
1300	EQ1044/G	26		EQ1044/G1	36	

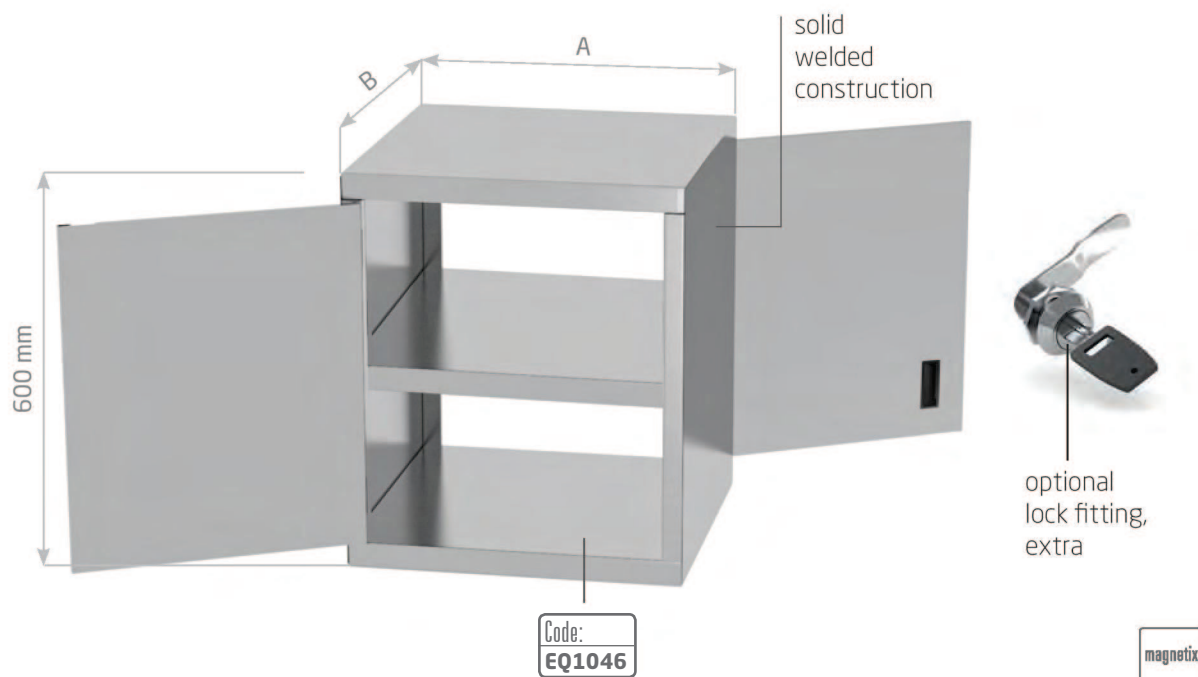
A mm	B = 300 mm			B = 400 mm		
	code	weight kg	price	code	weight kg	price
1400	EQ1044/H	38		EQ1044/H1	41	
1500	EQ1044/I	41		EQ1044/I1	44	
1600	EQ1044/J	44		EQ1044/J1	47	



Storage rack with 4 solid shelves

- welded storage rack
- 30x30 mm profile legs
- maximum load per shelf is 70 kg/m²
- mobile rack, optional extra – 4 castor wheels, 2 with brakes, wheel diameter 125 mm

A mm	B = 400 mm			B = 500 mm			B = 600 mm			B = 700 mm		
	code	weight kg	price	code	weight kg	price	code	weight kg	price	code	weight kg	price
600	EQ1047/A	16		EQ1047/A1	18		EQ1047/A2	20		EQ1047/A3	22	
700	EQ1047/B	18		EQ1047/B1	20		EQ1047/B2	22		EQ1047/B3	25	
800	EQ1047/C	19		EQ1047/C1	22		EQ1047/C2	24		EQ1047/C3	27	
900	EQ1047/D	21		EQ1047/D1	24		EQ1047/D2	27		EQ1047/D3	30	
1000	EQ1047/E	22		EQ1047/E1	26		EQ1047/E2	29		EQ1047/E3	32	
1100	EQ1047/F	24		EQ1047/F1	27		EQ1047/F2	31		EQ1047/F3	35	
1200	EQ1047/G	25		EQ1047/G1	29		EQ1047/G2	33		EQ1047/G3	37	
1300	EQ1047/H	27		EQ1047/H1	31		EQ1047/H1	35		EQ1047/H3	40	
1400	EQ1047/I	28		EQ1047/I1	33		EQ1047/I2	38		EQ1047/I3	42	



Double-sided storage cupboard with hinged doors


2-doors

- easy to remove shelf, non-adjustable
- 2 - hinged doors
- For fixing in a wall hole



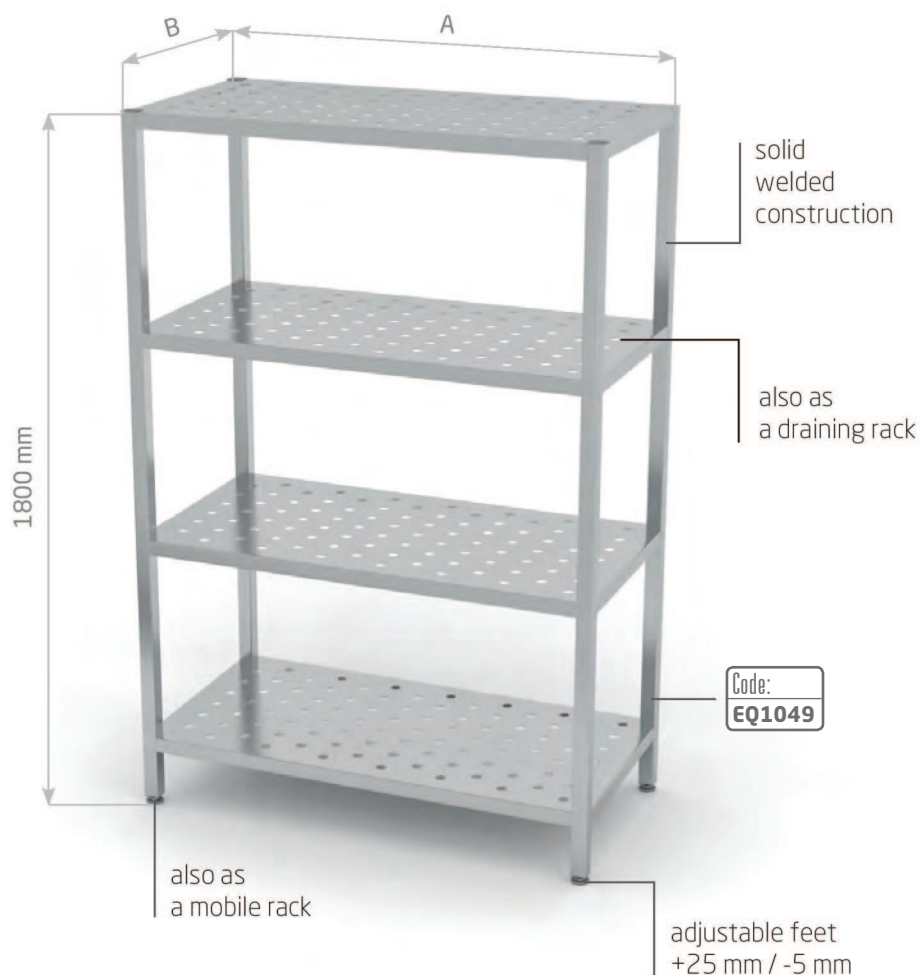
4-doors

- easy to remove shelf, non-adjustable
- 4 - hinged doors
- for fixing in a wall hole



A mm	B = 300 mm			B = 400 mm		
	code	weight kg	price	code	weight kg	price
400	EQ1046/A	17		EQ1046/A1	19	
500	EQ1046/B	19		EQ1046/B1	21	
600	EQ1046/C	22		EQ1046/C1	24	

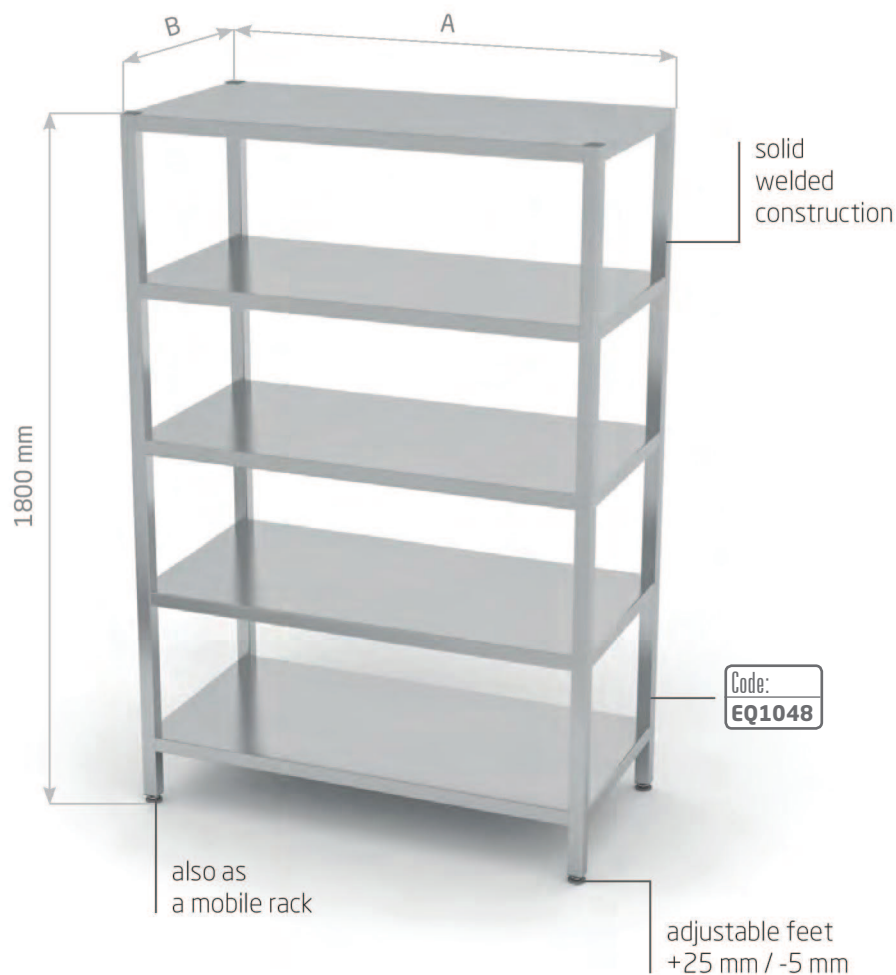
A mm	B = 300 mm			B = 400 mm		
	code	weight kg	price	code	weight kg	price
700	EQ1046/D	21		EQ1046/D1	27	
800	EQ1046/E	22		EQ1046/E1	29	
900	EQ1046/F	23		EQ1046/F1	32	
1000	EQ1046/G	26		EQ1046/G1	34	
1100	EQ1046/H	28		EQ1046/H1	36	
1200	EQ1046/I	29		EQ1046/I1	39	
1300	EQ1046/J	30		EQ1046/J1	42	



Storage rack with 4 perforated shelves

- welded storage rack
- also as a draining rack
- 30x30 mm profile legs
- maximum load per shelf is 70 kg/m²
- mobile rack, optional extra – 4 castor wheels, 2 with brakes, wheel diameter 125 mm

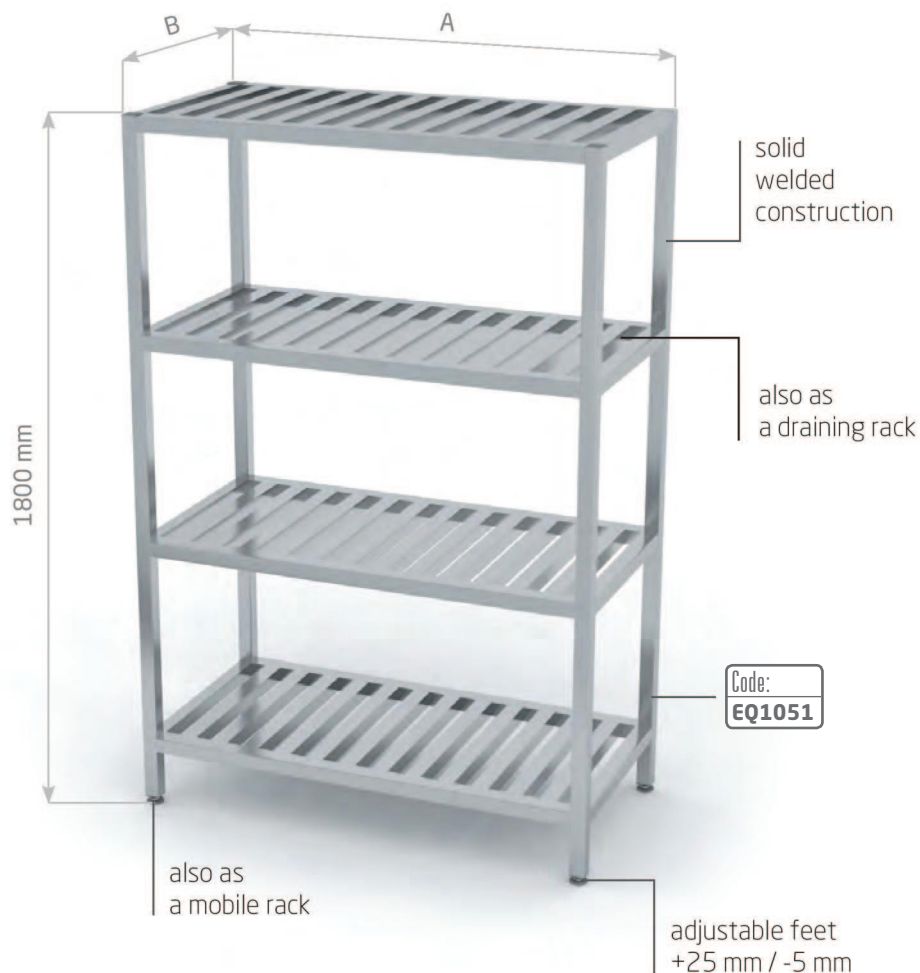
A mm	B = 400 mm			B = 500 mm			B = 600 mm			B = 700 mm		
	code	weight kg	price	code	weight kg	price	code	weight kg	price	code	weight kg	price
600	EQ1049/A	15		EQ1049/A1	17		EQ1049/A2	19		EQ1049/A3	21	
700	EQ1049/B	17		EQ1049/B1	19		EQ1049/B2	21		EQ1049/B3	24	
800	EQ1049/C	18		EQ1049/C1	21		EQ1049/C2	23		EQ1049/C3	26	
900	EQ1049/D	20		EQ1049/D1	23		EQ1049/D2	26		EQ1049/D3	29	
1000	EQ1049/E	21		EQ1049/E1	25		EQ1049/E2	28		EQ1049/E3	31	
1100	EQ1049/F	23		EQ1049/F1	26		EQ1049/F2	30		EQ1049/F3	34	
1200	EQ1049/G	24		EQ1049/G1	28		EQ1049/G2	32		EQ1049/G3	36	
1300	EQ1049/H	26		EQ1049/H1	30		EQ1049/H2	34		EQ1049/H3	39	
1400	EQ1049/I	27		EQ1049/I1	32		EQ1049/I2	37		EQ1049/I3	41	



Storage rack with 5 solid shelves

- welded storage rack
- 30x30 mm profile legs
- maximum load per shelf is 70 kg/m²
- mobile rack, optional extra – 4 castor wheels, 2 with brakes, wheel diameter 125 mm

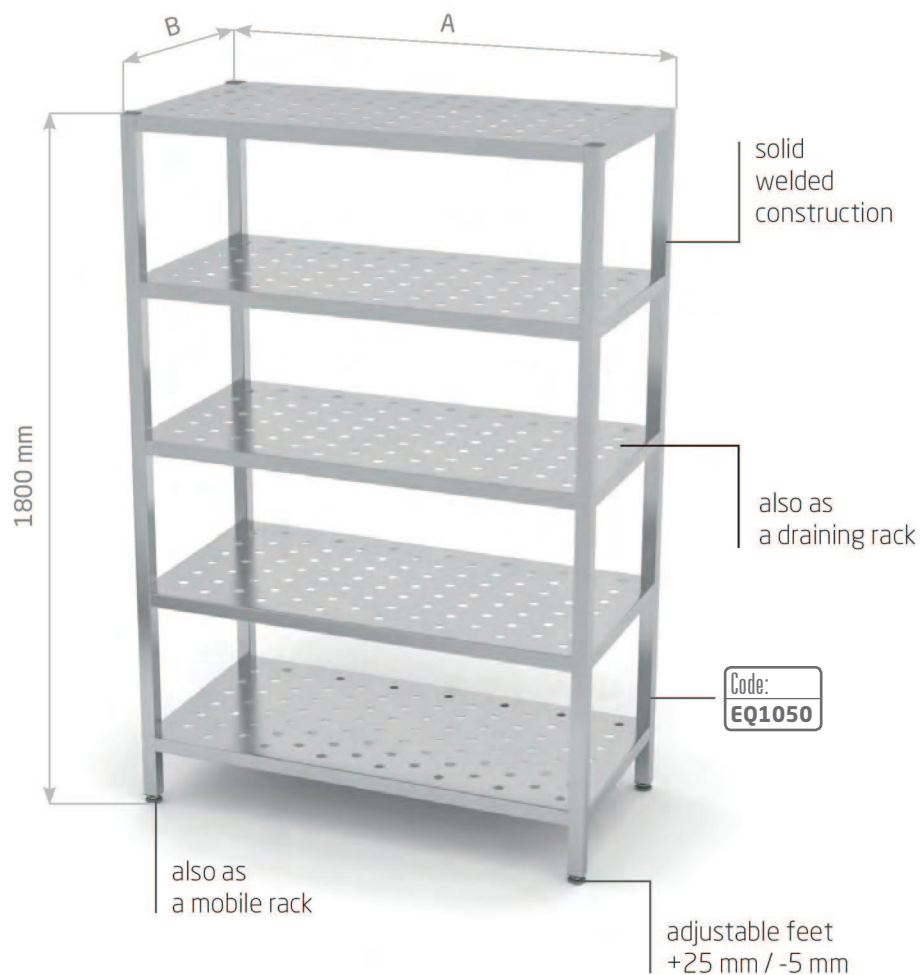
A mm	B = 400 mm			B = 500 mm			B = 600 mm			B = 700 mm		
	code	weight kg	price	code	weight kg	price	code	weight kg	price	code	weight kg	price
600	EQ1048/A	19		EQ1048/A1	21		EQ1048/A2	24		EQ1048/A3	26	
700	EQ1048/B	20		EQ1048/B1	23		EQ1048/B2	26		EQ1048/B3	29	
800	EQ1048/C	22		EQ1048/C1	26		EQ1048/C2	29		EQ1048/C3	32	
900	EQ1048/D	24		EQ1048/D1	28		EQ1048/D2	32		EQ1048/D3	35	
1000	EQ1048/E	26		EQ1048/E1	30		EQ1048/E2	34		EQ1048/E3	38	
1100	EQ1048/F	28		EQ1048/F1	33		EQ1048/F2	37		EQ1048/F3	42	
1200	EQ1048/G	30		EQ1048/G1	35		EQ1048/G2	40		EQ1048/G3	45	
1300	EQ1048/H	32		EQ1048/H1	37		EQ1048/H2	43		EQ1048/H3	48	
1400	EQ1048/I	34		EQ1048/I1	40		EQ1048/I2	45		EQ1048/I3	51	



Storage rack with 4 grating shelves

- welded storage rack
- also as a draining rack
- 30x30 mm profile legs
- maximum load per shelf is 70 kg/m²
- mobile rack, optional extra - 4 castor wheels, 2 with brakes, wheel diameter 125 mm

A mm	B = 400 mm			B = 500 mm			B = 600 mm			B = 700 mm		
	code	weight kg	price	code	weight kg	price	code	weight kg	price	code	weight kg	price
600	EQ1051/A	22		EQ1051/A1	24		EQ1051/A2	26		EQ1051/A3	28	
700	EQ1051/B	24		EQ1051/B1	26		EQ1051/B2	28		EQ1051/B3	31	
800	EQ1051/C	25		EQ1051/C1	28		EQ1051/C2	30		EQ1051/C3	33	
900	EQ1051/D	27		EQ1051/D1	30		EQ1051/D2	33		EQ1051/D3	36	
1000	EQ1051/E	28		EQ1051/E1	32		EQ1051/E2	35		EQ1051/E3	38	
1100	EQ1051/F	30		EQ1051/F1	33		EQ1051/F2	37		EQ1051/F3	41	
1200	EQ1051/G	31		EQ1051/G1	35		EQ1051/G2	39		EQ1051/G3	43	
1300	EQ1051/H	33		EQ1051/H1	37		EQ1051/H2	41		EQ1051/H3	46	
1400	EQ1051/I	34		EQ1051/I1	39		EQ1051/I2	44		EQ1051/I3	48	



Storage rack with 5 perforated shelves

- welded storage rack
- also as a draining rack
- 30x30 mm profile legs
- maximum load per shelf is 70 kg/m²
- mobile rack, optional extra – 4 castor wheels, 2 with brakes, wheel diameter 125 mm

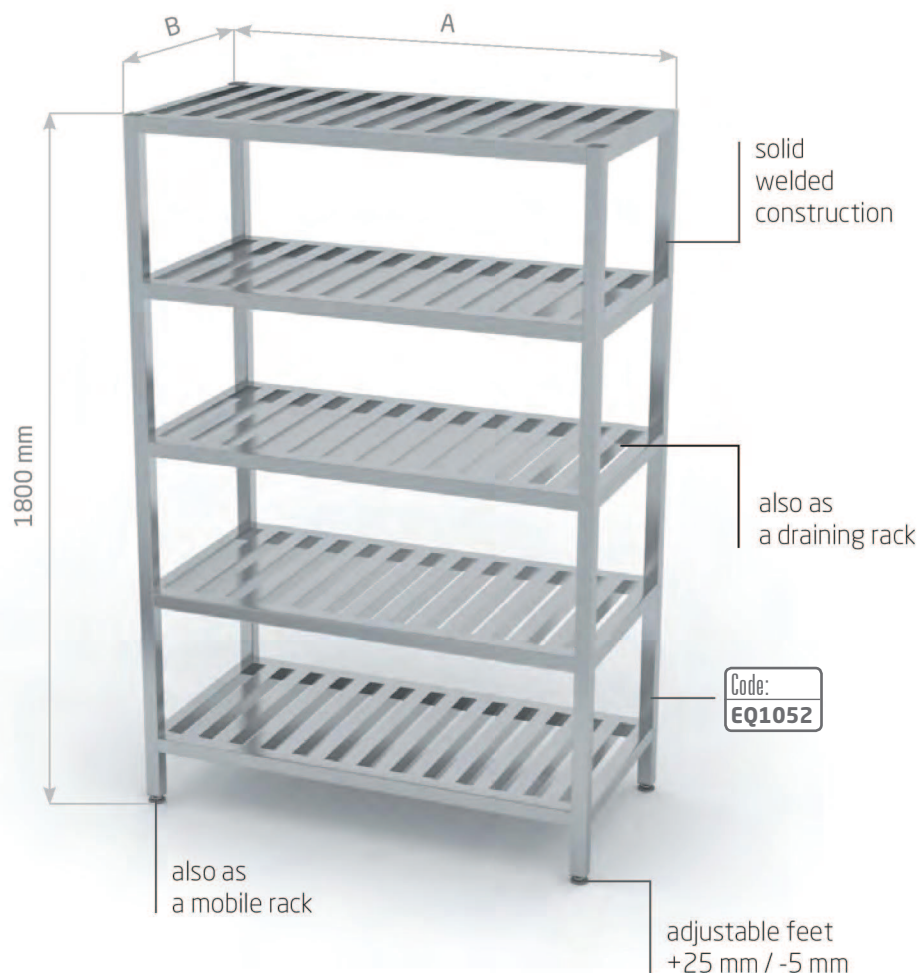
A mm	B = 400 mm			B = 500 mm			B = 600 mm			B = 700 mm		
	code	weight kg	price	code	weight kg	price	code	weight kg	price	code	weight kg	price
600	EQ1050/A	18		EQ1050/A1	20		EQ1050/A2	23		EQ1050/A3	25	
700	EQ1050/B	19		EQ1050/B1	22		EQ1050/B2	25		EQ1050/B3	28	
800	EQ1050/C	21		EQ1050/C1	25		EQ1050/C2	28		EQ1050/C3	31	
900	EQ1050/D	23		EQ1050/D1	27		EQ1050/D2	31		EQ1050/D3	34	
1000	EQ1050/E	25		EQ1050/E1	29		EQ1050/E2	33		EQ1050/E3	37	
1100	EQ1050/F	27		EQ1050/F1	32		EQ1050/F2	36		EQ1050/F3	41	
1200	EQ1050/G	29		EQ1050/G1	34		EQ1050/G2	39		EQ1050/G3	44	
1300	EQ1050/H	31		EQ1050/H1	36		EQ1050/H2	42		EQ1050/H3	47	
1400	EQ1050/I	33		EQ1050/I1	39		EQ1050/I2	44		EQ1050/I3	50	



Storage rack with adjustable shelves, 5 solid shelves

- 30x30 mm profile legs
- maximum load per shelf is 70 kg/m²
- three easily adjustable centre shelves – every 110 mm

A mm	B = 400 mm			B = 500 mm			B = 600 mm			B = 700 mm		
	code	weight kg	price	code	weight kg	price	code	weight kg	price	code	weight kg	price
600	EQ1053/A	20		EQ1053/A1	24		EQ1053/A2	27		EQ1053/A3	30	
700	EQ1053/B	22		EQ1053/B1	26		EQ1053/B2	30		EQ1053/B3	34	
800	EQ1053/C	25		EQ1053/C1	29		EQ1053/C2	33		EQ1053/C3	38	
900	EQ1053/D	27		EQ1053/D1	32		EQ1053/D2	37		EQ1053/D3	41	
1000	EQ1053/E	29		EQ1053/E1	35		EQ1053/E2	40		EQ1053/E3	45	
1100	EQ1053/F	31		EQ1053/F1	37		EQ1053/F2	43		EQ1053/F3	49	
1200	EQ1053/G	34		EQ1053/G1	40		EQ1053/G2	46		EQ1053/G3	53	
1300	EQ1053/H	36		EQ1053/H1	43		EQ1053/H2	50		EQ1053/H3	57	
1400	EQ1053/I	38		EQ1053/I1	46		EQ1053/I2	53		EQ1053/I3	60	



Storage rack with 5 grating shelves

- welded storage rack
- also as a draining rack
- 30x30 mm profile legs
- maximum load per shelf is 70 kg/m²
- mobile rack, optional extra – 4 castor wheels, 2 with brakes, wheel diameter 125 mm

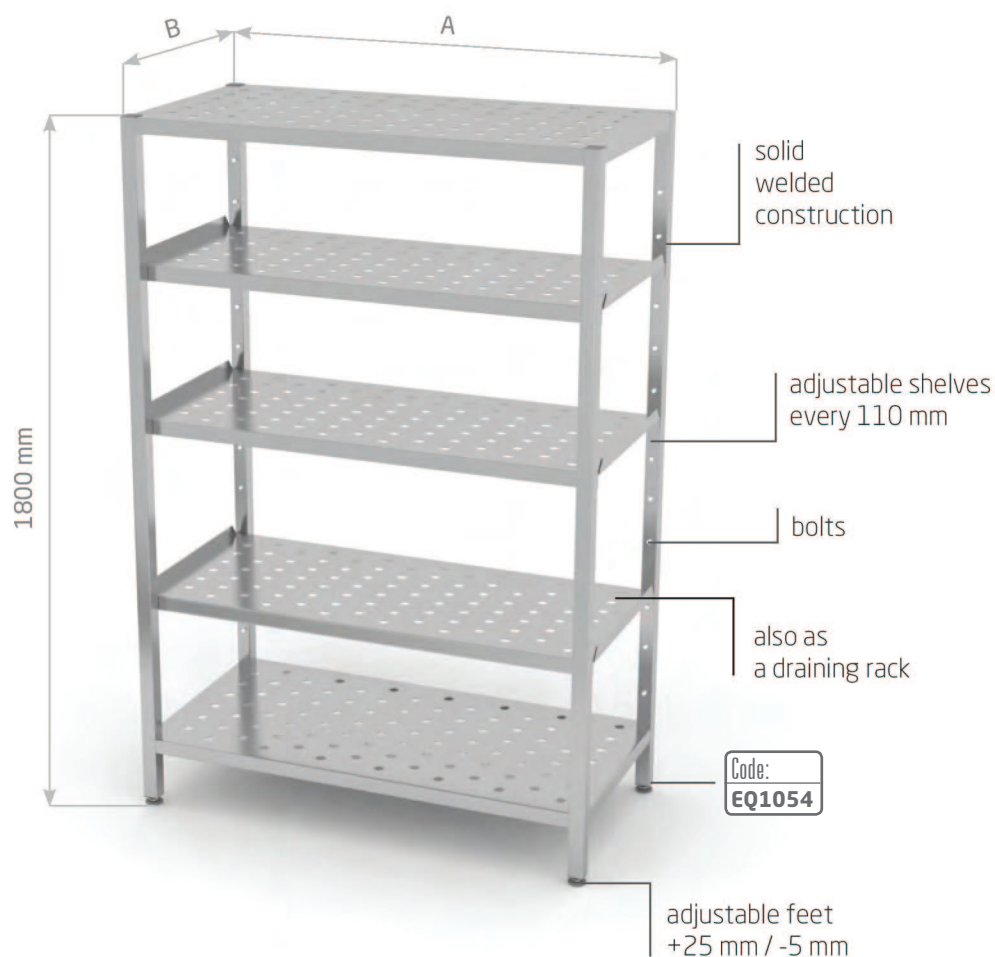
A mm	B = 400 mm			B = 500 mm			B = 600 mm			B = 700 mm		
	code	weight kg	price	code	weight kg	price	code	weight kg	price	code	weight kg	price
600	EQ1052/A	26		EQ1052/A1	28		EQ1052/A2	31		EQ1052/A3	33	
700	EQ1052/B	27		EQ1052/B1	30		EQ1052/B2	33		EQ1052/B3	36	
800	EQ1052/C	29		EQ1052/C1	33		EQ1052/C2	36		EQ1052/C3	39	
900	EQ1052/D	31		EQ1052/D1	35		EQ1052/D2	39		EQ1052/D3	42	
1000	EQ1052/E	33		EQ1052/E1	37		EQ1052/E2	41		EQ1052/E3	45	
1100	EQ1052/F	35		EQ1052/F1	40		EQ1052/F2	44		EQ1052/F3	49	
1200	EQ1052/G	37		EQ1052/G1	42		EQ1052/G2	47		EQ1052/G3	52	
1300	EQ1052/H	39		EQ1052/H1	44		EQ1052/H2	50		EQ1052/H3	55	
1400	EQ1052/I	41		EQ1052/I1	47		EQ1052/I2	52		EQ1052/I3	58	



Static rack for GN containers and baking trays

- 30x30 mm profile legs

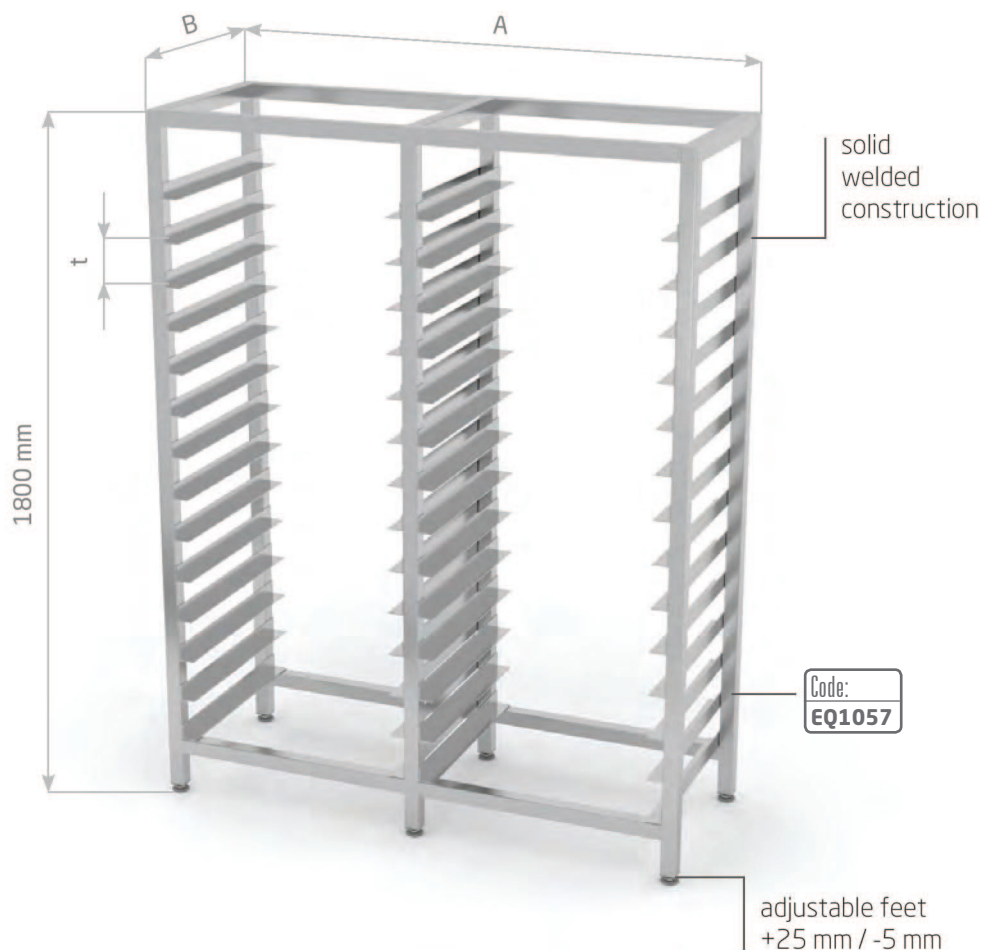
A mm	B mm	type GN/tray	number of levels	t mm	weight kg	code	price
395	540	GN 1/1	10	155	18	EQ1055/A	
395	540	GN 1/1	14	110	19	EQ1055/B	
395	540	GN 1/1	22	70	21	EQ1055/C	
720	540	GN 2/1	10	155	32	EQ1055/D	
720	540	GN 2/1	14	110	33	EQ1055/E	
720	540	GN 2/1	22	70	35	EQ1055/F	
470	610	tray 400x600	10	155	20	EQ1055/G	
470	610	tray 400x600	14	110	21	EQ1055/H	
470	610	tray 400x600	22	70	23	EQ1055/I	



Storage rack with adjustable shelves, 5 perforated shelves

- 30x30 mm profile legs
- maximum load per shelf is 70 kg/m²
- three easily adjustable centre shelves
– every 110 mm

A mm	B = 400 mm			B = 500 mm			B = 600 mm			B = 700 mm		
	code	weight kg	price	code	weight kg	price	code	weight kg	price	code	weight kg	price
600	EQ1054/A	18		EQ1054/A1	20		EQ1054/A2	23		EQ1054/A3	25	
700	EQ1054/B	19		EQ1054/B1	22		EQ1054/B2	25		EQ1054/B3	28	
800	EQ1054/C	21		EQ1054/C1	25		EQ1054/C2	28		EQ1054/C3	31	
900	EQ1054/D	23		EQ1054/D1	27		EQ1054/D2	31		EQ1054/D3	34	
1000	EQ1054/E	25		EQ1054/E1	29		EQ1054/E2	33		EQ1054/E3	37	
1100	EQ1054/F	27		EQ1054/F1	32		EQ1054/F2	36		EQ1054/F3	41	
1200	EQ1054/G	29		EQ1054/G1	34		EQ1054/G2	39		EQ1054/G3	44	
1300	EQ1054/H	31		EQ1054/H1	36		EQ1054/H2	42		EQ1054/H4	47	
1400	EQ1054/I	33		EQ1054/I1	39		EQ1054/I2	44		EQ1054/I4	50	



Double rack for GN containers and baking trays

- 30x30 mm profile legs

A mm	B mm	type GN/tray	number of levels	t mm	weight kg	code	price
755	540	GN 1/1	2x10	155	32	EQ1057/A	
755	540	GN 1/1	2x14	110	33	EQ1057/B	
755	540	GN 1/1	2x22	70	35	EQ1057/C	
1405	540	GN 2/1	2x10	155	58	EQ1057/D	
1405	540	GN 2/1	2x14	110	59	EQ1057/E	
1405	540	GN 2/1	2x22	70	61	EQ1057/F	
905	610	tray 400x600	2x10	155	34	EQ1057/G	
905	610	tray 400x600	2x14	110	35	EQ1057/H	
905	610	tray 400x600	2x22	70	37	EQ1057/I	



Racking trolley for GN containers and baking trays

- 30x30 mm profile legs
- 4 castor wheels, 2 have brakes, wheel diameter 100 mm

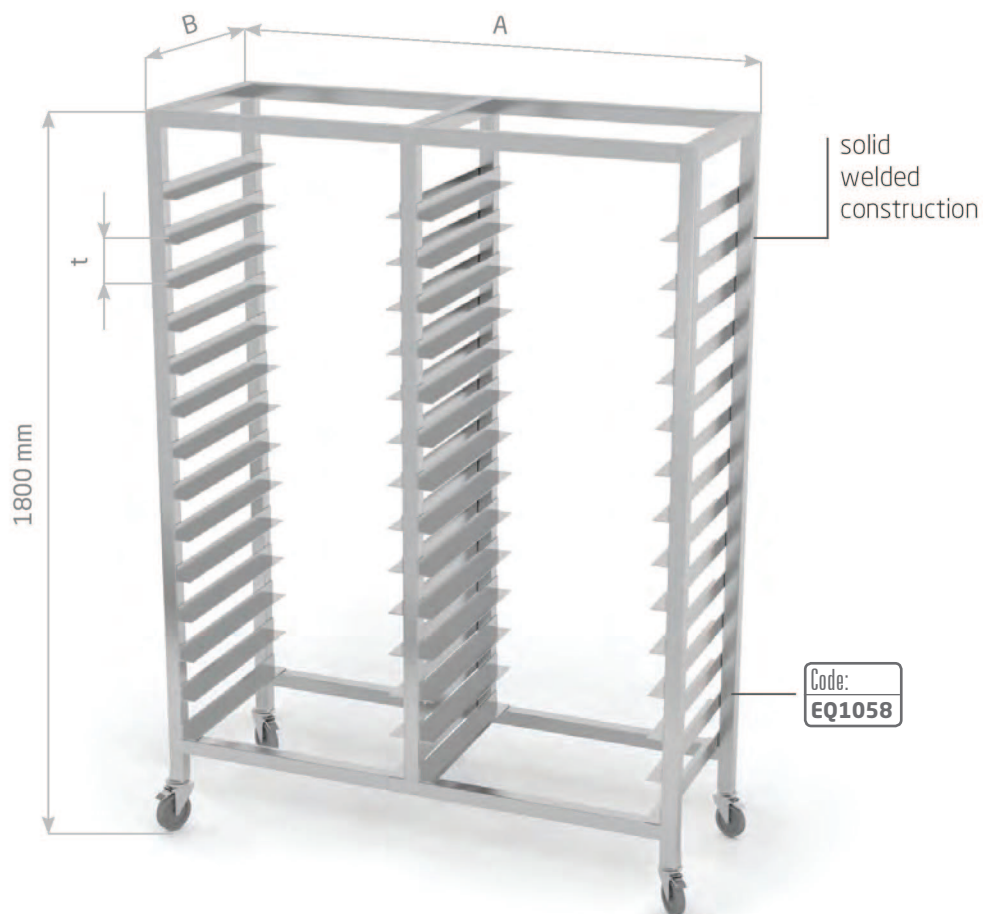
A mm	B mm	type GN/tray	number of levels	t mm	weight kg	code	price
395	540	GN 1/1	10	155	19	EQ1056/A	
395	540	GN 1/1	14	110	20	EQ1056/B	
395	540	GN 1/1	22	70	22	EQ1056/C	
720	540	GN 2/1	10	155	33	EQ1056/D	
720	540	GN 2/1	14	110	34	EQ1056/E	
720	540	GN 2/1	22	70	36	EQ1056/F	
470	610	tray 400x600	10	155	21	EQ1056/G	
470	610	tray 400x600	14	110	22	EQ1056/H	
470	610	tray 400x600	22	70	24	EQ1056/I	



Racking trolley for GN containers and baking trays – type Z

- 30x30 mm profile legs
- when folded takes up very little space
 - racks can be stacked one inside the other
- 4 castor wheels, 2 have brakes, wheel diameter 100 mm

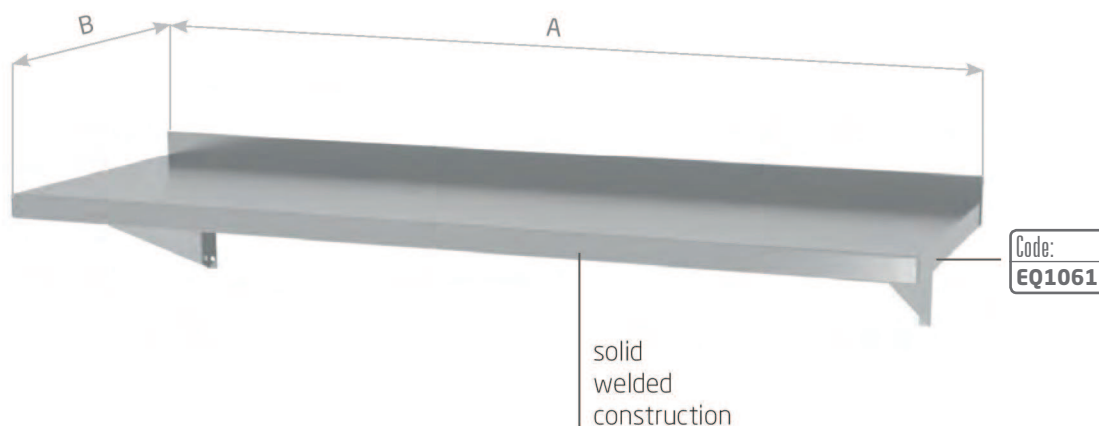
A mm	B mm	type GN/tray	number of levels	t mm	weight kg	code	price
395	540	GN 1/1	10	155	17	EQ1059/A	
395	540	GN 1/1	14	110	18	EQ1059/B	
395	540	GN 1/1	22	70	20	EQ1059/C	
720	540	GN 2/1	10	155	19	EQ1059/D	
720	540	GN 2/1	14	110	20	EQ1059/E	
720	540	GN 2/1	22	70	22	EQ1059/F	
470	610	tray 400x600	10	155	21	EQ1059/G	
470	610	tray 400x600	14	110	22	EQ1059/H	
470	610	tray 400x600	22	70	24	EQ1059/I	



Double racking trolley for GN containers and baking trays

- 30x30 mm profile legs
- 4 castor wheels, 2 have brakes, wheel diameter 100 mm

A mm	B mm	type GN/tray	number of levels	t mm	weight kg	code	price
755	540	GN 1/1	2x10	155	34	EQ1058/A	
755	540	GN 1/1	2x14	110	35	EQ1058/B	
755	540	GN 1/1	2x22	70	37	EQ1058/C	
1405	540	GN 2/1	2x10	155	60	EQ1058/D	
1405	540	GN 2/1	2x14	110	61	EQ1058/E	
1405	540	GN 2/1	2x22	70	63	EQ1058/F	
905	610	tray 400x600	2x10	155	36	EQ1058/G	
905	610	tray 400x600	2x14	110	37	EQ1058/H	
905	610	tray 400x600	2x22	70	39	EQ1058/I	



Single hanging shelf with brackets

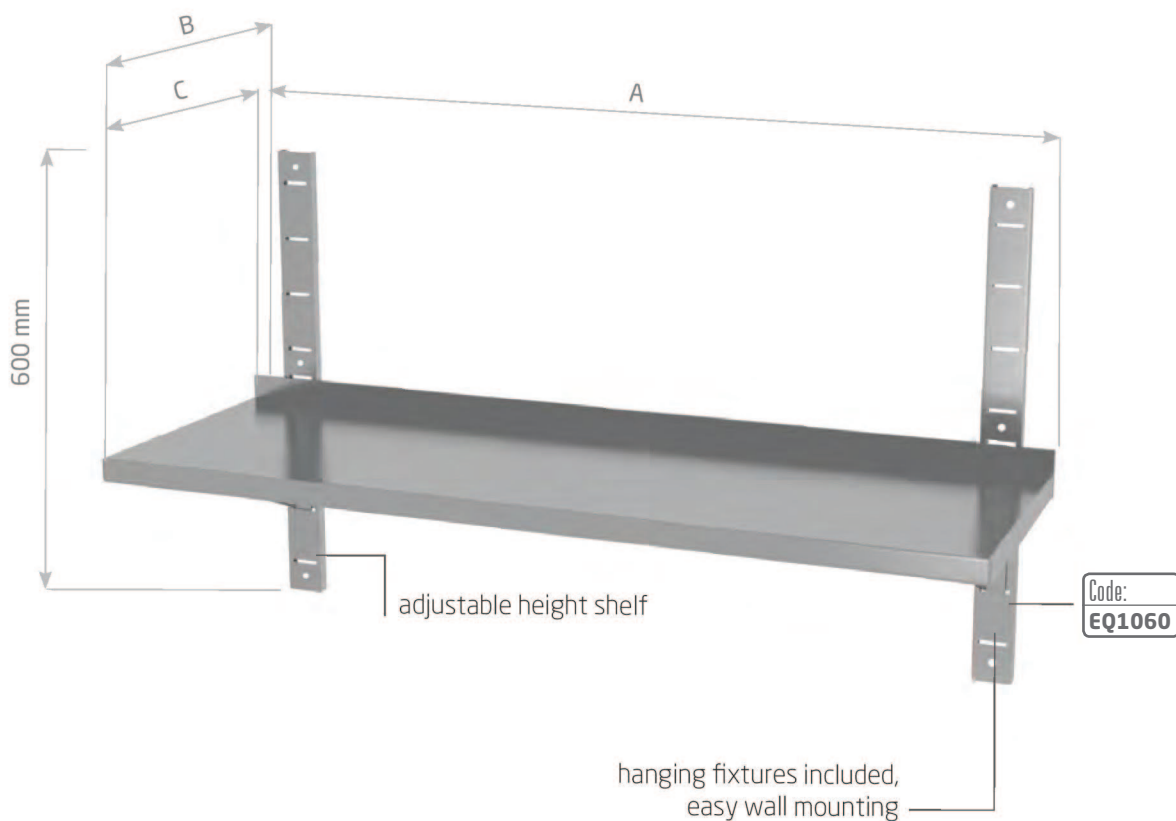
With two brackets



With three brackets




A mm	B = 300 mm			B = 400 mm			A mm	B = 300 mm			B = 400 mm		
	code	weight kg	price	code	weight kg	price		code	weight kg	price	code	weight kg	price
600	EQ1061/A	3		EQ1061/A1	4		1600	EQ1061/K	9		EQ1061/K1	9,5	
700	EQ1061/B	3,5		EQ1061/B1	4,5		1700	EQ1061/L	9,5		EQ1061/L1	10	
800	EQ1061/C	4		EQ1061/C1	5		1800	EQ1061/M	10		EQ1061/M1	10,5	
900	EQ1061/D	4,5		EQ1061/D1	5,5		1900	EQ1061/N	10,5		EQ1061/N1	11	
1000	EQ1061/E	5		EQ1061/E1	6		2000	EQ1061/O	11		EQ1061/O1	11,5	
1100	EQ1061/F	5,5		EQ1061/F1	6,5								
1200	EQ1061/G	6		EQ1061/G1	7								
1300	EQ1061/H	6,5		EQ1061/H1	7,5								
1400	EQ1061/I	7		EQ1061/I1	8								
1500	EQ1061/J	7,5		EQ1061/J1	8,5								



Single adjustable hanging shelf

- useable shelf depth $C = 300 \text{ mm (B)} - 33 \text{ mm} = 267 \text{ mm}$
- useable shelf depth $C = 400 \text{ mm (B)} - 33 \text{ mm} = 367 \text{ mm}$

With two brackets

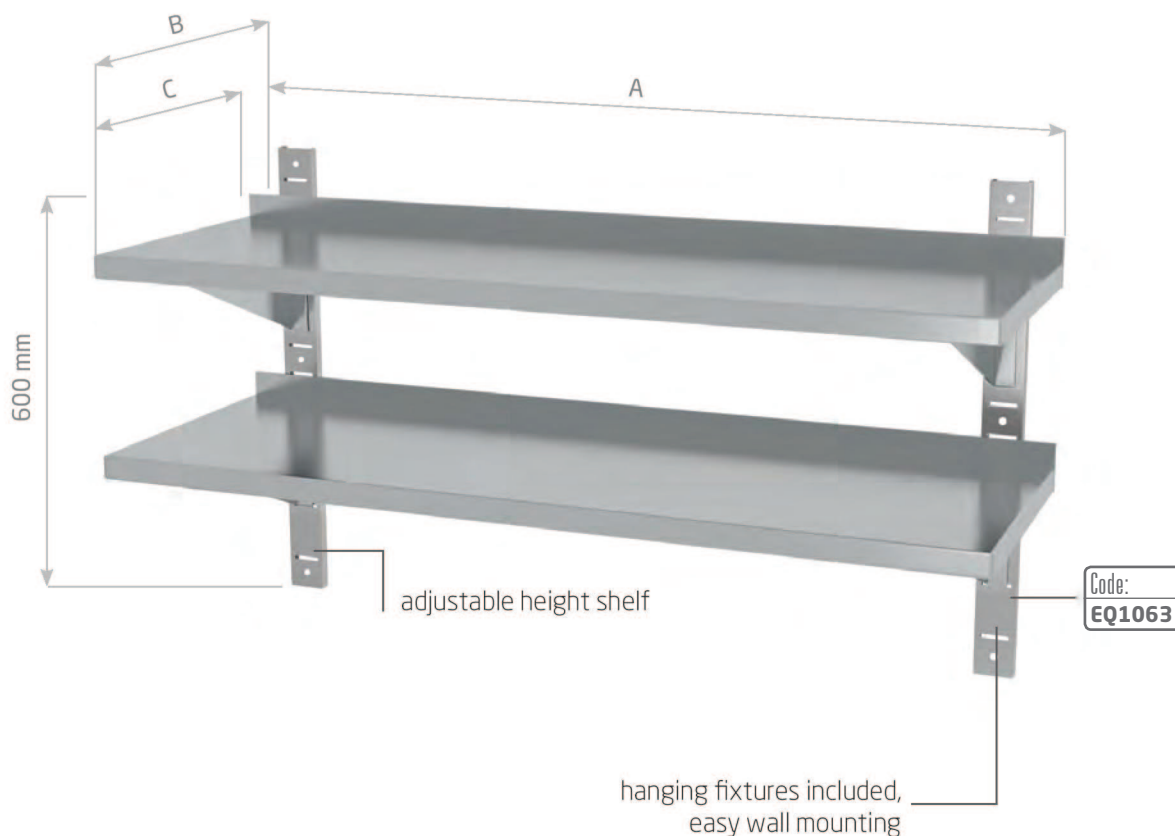


With three brackets



A mm	B = 300 mm			B = 400 mm			A mm	B = 300 mm			B = 400 mm		
	code	weight kg	price	code	weight kg	price		code	weight kg	price	code	weight kg	price
600	EQ1060/A	3		EQ1060/A1	4		1600	EQ1060/K	7		EQ1060/K1	9	
700	EQ1060/B	4		EQ1060/B1	5		1700	EQ1060/L	8		EQ1060/L1	10	
800	EQ1060/C	4		EQ1060/C1	5		1800	EQ1060/M	8		EQ1060/M1	10	
900	EQ1060/D	4		EQ1060/D1	6		1900	EQ1060/N	8		EQ1060/N1	11	
1000	EQ1060/E	5		EQ1060/E1	6		2000	EQ1060/O	9		EQ1060/O1	11	
1100	EQ1060/F	5		EQ1060/F1	6								
1200	EQ1060/G	6		EQ1060/G1	7								
1300	EQ1060/H	6		EQ1060/H1	7								
1400	EQ1060/I	6		EQ1060/I1	8								
1500	EQ1060/J	7		EQ1060/J1	8								







Hanging shelf with two adjustable shelves

- useable shelf depth $C = 300 \text{ mm (B)} - 33 \text{ mm} = 267 \text{ mm}$
- useable shelf depth $C = 400 \text{ mm (B)} - 33 \text{ mm} = 367 \text{ mm}$

With two brackets

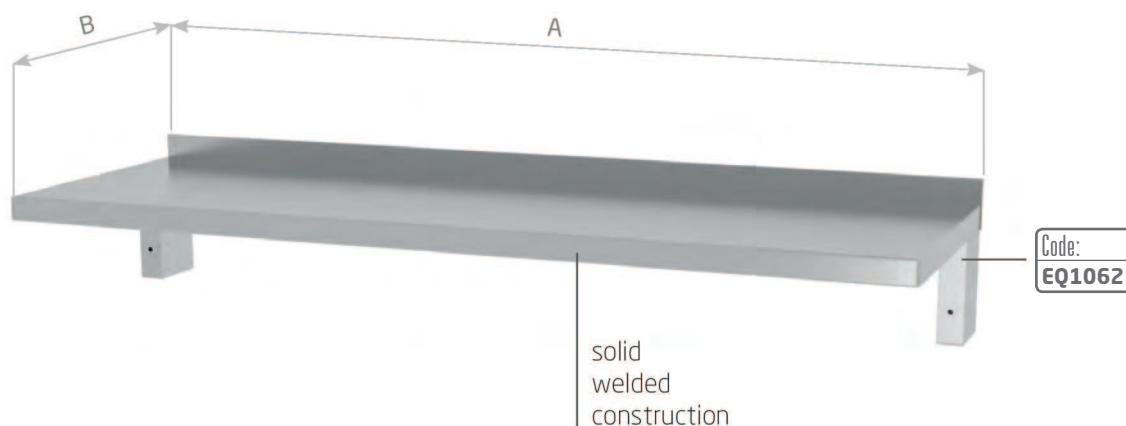


With three brackets



A mm	B = 300 mm			B = 400 mm		
	code	weight kg	price	code	weight kg	price
600	EQ1063/A	8		EQ1063/A1	9	
700	EQ1063/B	9		EQ1063/B1	10	
800	EQ1063/C	10		EQ1063/C1	11	
900	EQ1063/D	10		EQ1063/D1	12	
1000	EQ1063/E	11		EQ1063/E1	12	
1100	EQ1063/F	12		EQ1063/F1	13	
1200	EQ1063/G	12		EQ1063/G1	14	
1300	EQ1063/H	13		EQ1063/H1	15	
1400	EQ1063/I	14		EQ1063/I1	16	
1500	EQ1063/J	15		EQ1063/J1	17	

A mm	B = 300 mm			B = 400 mm		
	code	weight kg	price	code	weight kg	price
1600	EQ1063/K	17		EQ1063/K1	20	
1700	EQ1063/L	17		EQ1063/L1	21	
1800	EQ1063/M	18		EQ1063/M1	21	
1900	EQ1063/N	19		EQ1063/N1	22	
2000	EQ1063/O	20		EQ1063/O1	23	



Hanging shelf for equipment, reinforced

- profile reinforced shelf

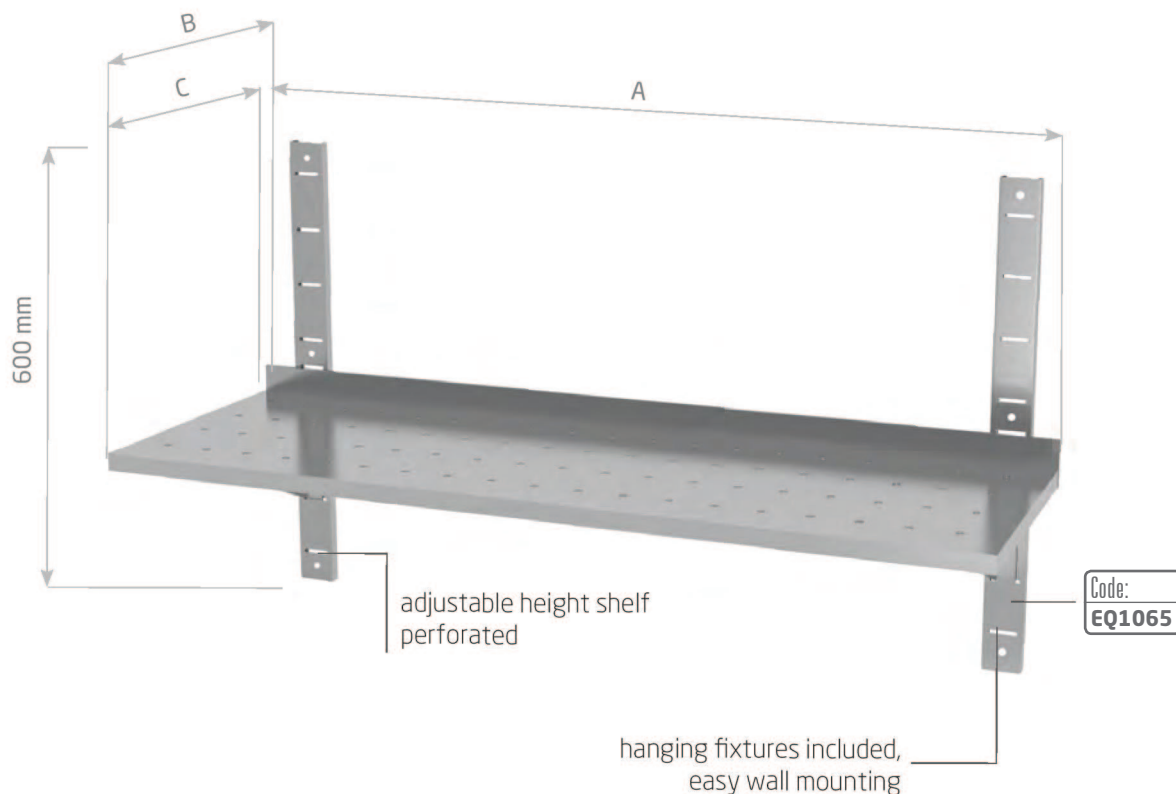
With two brackets



With three brackets




A mm	B = 300 mm			B = 400 mm			A mm	B = 300 mm			B = 400 mm		
	code	weight kg	price	code	weight kg	price		code	weight kg	price	code	weight kg	price
600	EQ1062/A	4		EQ1062/A1	4,5		1600	EQ1062/K	10		EQ1062/K1	10,5	
700	EQ1062/B	4,5		EQ1062/B1	5		1700	EQ1062/L	10,5		EQ1062/L1	11	
800	EQ1062/C	5		EQ1062/C1	5,5		1800	EQ1062/M	11		EQ1062/M1	11,5	
900	EQ1062/D	5,5		EQ1062/D1	6		1900	EQ1062/N	11,5		EQ1062/N1	12	
1000	EQ1062/E	6		EQ1062/E1	6,5		2000	EQ1062/O	12		EQ1062/O1	12,5	
1100	EQ1062/F	6,5		EQ1062/F1	7								
1200	EQ1062/G	7		EQ1062/G1	7,5								
1300	EQ1062/H	7,5		EQ1062/H1	8								
1400	EQ1062/I	8		EQ1062/I1	8,5								
1500	EQ1062/J	8,5		EQ1062/J1	9								



Single adjustable hanging perforated shelf

- useable shelf depth $C = 300 \text{ mm (B)} - 33 \text{ mm} = 267 \text{ mm}$
- useable shelf depth $C = 400 \text{ mm (B)} - 33 \text{ mm} = 367 \text{ mm}$
- perforated shelf

With two brackets

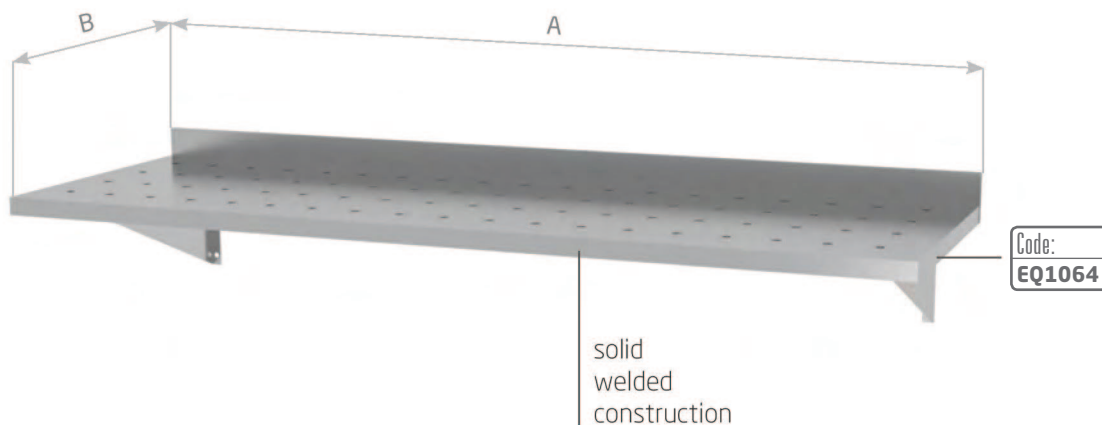


With three brackets



A mm	B = 300 mm			B = 400 mm		
	code	weight kg	price	code	weight kg	price
600	EQ1065/A	3		EQ1065/A1	4	
700	EQ1065/B	4		EQ1065/B1	5	
800	EQ1065/C	4		EQ1065/C1	5	
900	EQ1065/D	4		EQ1065/D1	6	
1000	EQ1065/E	5		EQ1065/E1	6	
1100	EQ1065/F	5		EQ1065/F1	6	
1200	EQ1065/G	6		EQ1065/G1	7	
1300	EQ1065/H	6		EQ1065/H1	7	
1400	EQ1065/I	6		EQ1065/I1	8	
1500	EQ1065/J	7		EQ1065/J1	8	

A mm	B = 300 mm			B = 400 mm		
	code	weight	price	code	weight	price
1600	EQ1065/K	7		EQ1065/K1	9	
1700	EQ1065/L	8		EQ1065/L1	10	
1800	EQ1065/M	8		EQ1065/M1	10	
1900	EQ1065/N	8		EQ1065/N1	11	
2000	EQ1065/O	9		EQ1065/O1	11	



Single hanging perforated shelf with brackets

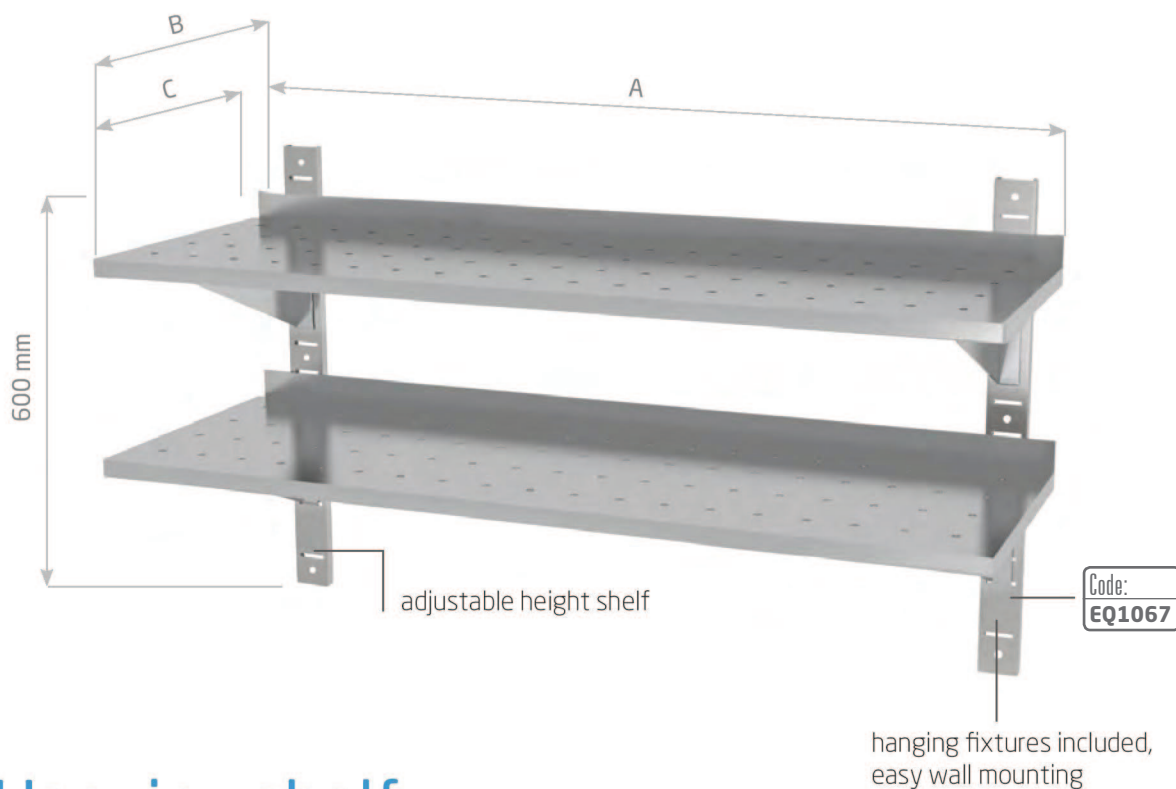
With two brackets



With three brackets




A mm	B = 300 mm			B = 400 mm			A mm	B = 300 mm			B = 400 mm		
	code	weight kg	price	code	weight kg	price		code	weight	price	code	weight	price
600	EQ1064/A	3		EQ1064/A1	4		1600	EQ1064/K	9		EQ1064/K1	9,5	
700	EQ1064/B	3,5		EQ1064/B1	4,5		1700	EQ1064/L	9,5		EQ1064/L1	10	
800	EQ1064/C	4		EQ1064/C1	5		1800	EQ1064/M	10		EQ1064/M1	10,5	
900	EQ1064/D	4,5		EQ1064/D1	5,5		1900	EQ1064/N	10,5		EQ1064/N1	11	
1000	EQ1064/E	5		EQ1064/E1	6		2000	EQ1064/O	11		EQ1064/O1	11,5	
1100	EQ1064/F	5,5		EQ1064/F1	6,5								
1200	EQ1064/G	6		EQ1064/G1	7								
1300	EQ1064/H	6,5		EQ1064/H1	7,5								
1400	EQ1064/I	7		EQ1064/I1	8								
1500	EQ1064/J	7,5		EQ1064/J1	8,5								




Hanging shelf with two adjustable perforated shelves

- useable shelf depth $C = 300 \text{ mm (B)} - 33 \text{ mm} = 267 \text{ mm}$
- useable shelf depth $C = 400 \text{ mm (B)} - 33 \text{ mm} = 367 \text{ mm}$
- perforated shelf

With two brackets




With three brackets



A mm	B = 300 mm			B = 400 mm		
	code	weight kg	price	code	weight kg	price
600	EQ1067/A	8		EQ1067/A1	9	
700	EQ1067/B	9		EQ1067/B1	10	
800	EQ1067/C	10		EQ1067/C1	11	
900	EQ1067/D	10		EQ1067/D1	12	
1000	EQ1067/E	11		EQ1067/E1	12	
1100	EQ1067/F	12		EQ1067/F1	13	
1200	EQ1067/G	12		EQ1067/G1	14	
1300	EQ1067/H	13		EQ1067/H1	15	
1400	EQ1067/I	14		EQ1067/I1	16	
1500	EQ1067/J	15		EQ1067/J1	17	

A mm	B = 300 mm			B = 400 mm		
	code	weight	price	code	weight	price
1600	EQ1067/K	17		EQ1067/K1	20	
1700	EQ1067/L	17		EQ1067/L1	21	
1800	EQ1067/M	18		EQ1067/M1	21	
1900	EQ1067/N	19		EQ1067/N1	22	
2000	EQ1067/O	20		EQ1067/O1	23	



Hanging shelf with three adjustable perforated shelves


hanging fixtures included,
easy wall mounting

- useable shelf depth $C = 300 \text{ mm (B)} - 33 \text{ mm} = 267 \text{ mm}$
- useable shelf depth $C = 400 \text{ mm (B)} - 33 \text{ mm} = 367 \text{ mm}$
- perforated shelf

With two brackets



With three brackets



A mm	B = 300 mm			B = 400 mm		
	code	weight kg	price	code	weight kg	price
600	EQ1066/A	12		EQ1066/A1	13	
700	EQ1066/B	13		EQ1066/B1	15	
800	EQ1066/C	14		EQ1066/C1	16	
900	EQ1066/D	15		EQ1066/D1	17	
1000	EQ1066/E	16		EQ1066/E1	19	
1100	EQ1066/F	17		EQ1066/F1	20	
1200	EQ1066/G	18		EQ1066/G1	21	
1300	EQ1066/H	19		EQ1066/H1	23	
1400	EQ1066/I	20		EQ1066/I1	24	
1500	EQ1066/J	21		EQ1066/J1	25	

A mm	B = 300 mm			B = 400 mm		
	code	weight	price	code	weight	price
1600	EQ1066/K	24		EQ1066/K1	29	
1700	EQ1066/L	25		EQ1066/L1	30	
1800	EQ1066/M	26		EQ1066/M1	31	
1900	EQ1066/N	27		EQ1066/N1	33	
2000	EQ1066/O	28		EQ1066/O1	34	



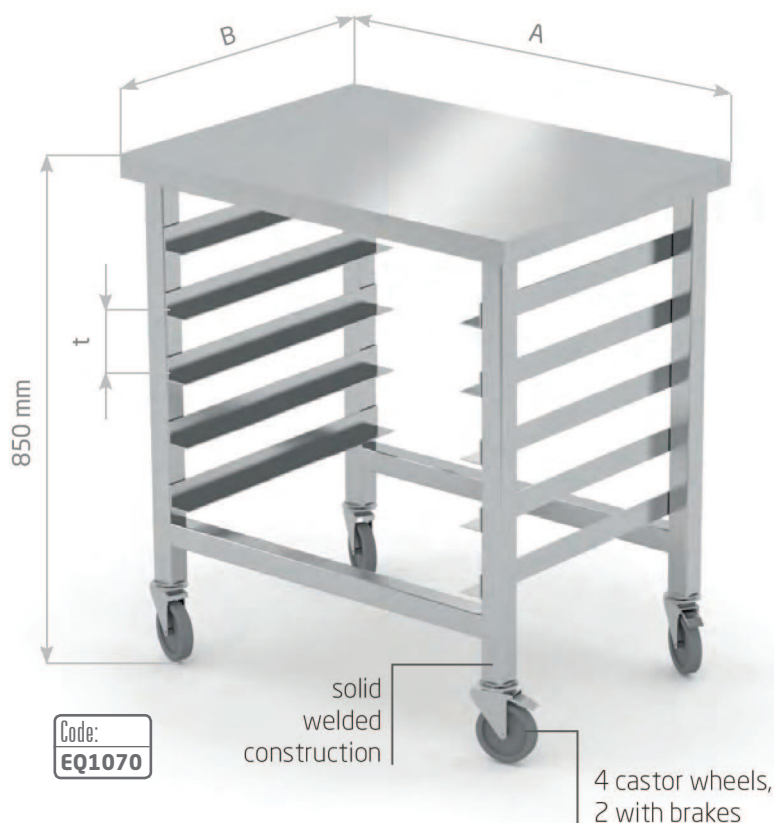
TROLLEYS, WASTE BINS



- castor wheels, two with brakes
- all trolleys and bins are welded - to ensure maximum durability
- furniture produced according to **AISI 304** standards - extra cost next to each individual item
- approximate permissible load per worktop or shelf is 70 kg/m². If heavier loads are expected, please contact us in order to modify the design.

Trolley for GN containers with work surface

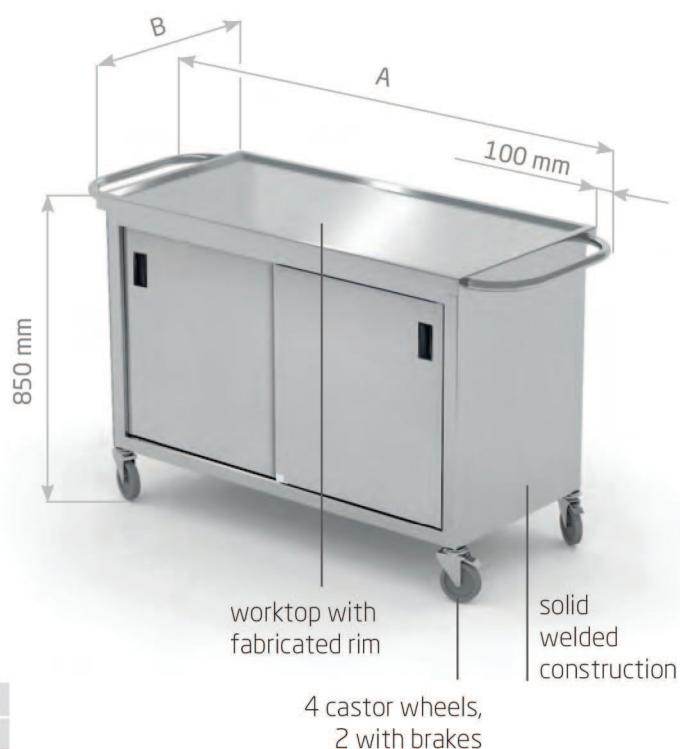
- wheel diameter $\varnothing 100$ mm



A mm	B mm	type GN/tray	t mm	weight kg	code	price
425	580	GN 1/1 5 pcs.	110	38	EQ1070/A	
750	580	GN 2/1 5 pcs.	110	44	EQ1070/B	
790	580	GN 1/1 2x5 pcs.	110	47	EQ1070/C	

Trolley cupboard with sliding doors

- measurement A represents external trolley size (including handles)
- wheel diameter 125 mm
- easy to remove shelf, non adjustable




POL-440

A mm	B = 600 mm		
	code	weight kg	price
1000	EQ1071/A	43	
1100	EQ1071/B	46	
1200	EQ1071/C	49	

Small platform trolley

- adapted to carry 500x500 mm baskets
- easy to manoeuvre platform
- wheel diameter 100 mm



solid
welded
construction

A mm	B = 510 mm		
	code	weight kg	price
510	EQ1068/A	7	

Waiter's trolley with cutlery compartments

- for 4 GN containers (4x1/4h=100 mm)
- wheel diameter 100 mm
- does not include GN containers



solid
welded
construction

4 castor wheels,
2 with brakes

A mm	B = 510 mm		
	code	weight kg	price
650	EQ1069/A	19	

Platform trolley

- measurement A represents external trolley size (including handles)
- wheel diameter 125 mm

Code:
EQ1074

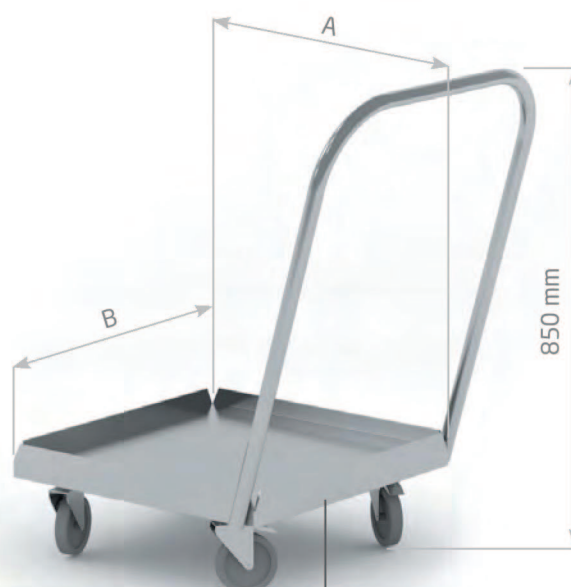
solid
welded
construction

4 castor wheels,
2 with brakes

A mm	B = 500 mm			B = 600 mm		
	code	weight kg	price	code	weight kg	price
800	EQ1074/A	12		EQ1074/A1	13	
900	EQ1074/B	13		EQ1074/B1	14	
1000	EQ1074/C	14		EQ1074/C1	15	
1100	EQ1074/D	15		EQ1074/D1	16	
1200	EQ1074/E	16		EQ1074/E1	17	

Small platform trolley with handle

- Measurement A represents external platform size (without handle)
- adapted to carry 500x500 mm baskets
- easy to manoeuvre platform
- wheel diameter 100 mm



solid
welded
construction

A mm	B = 510 mm		
	code	weight kg	price
510	EQ1075/A	9	


Code:
EQ1075

Mobile waste bin

- welded construction
- castor wheels, two with brakes
- wheel diameter 100 mm

Code:
EQ1072

A mm	B = 500 mm			
	code	capacity l	weight kg	price
400	EQ1072/A	68	11	
500	EQ1072/B	89	12	



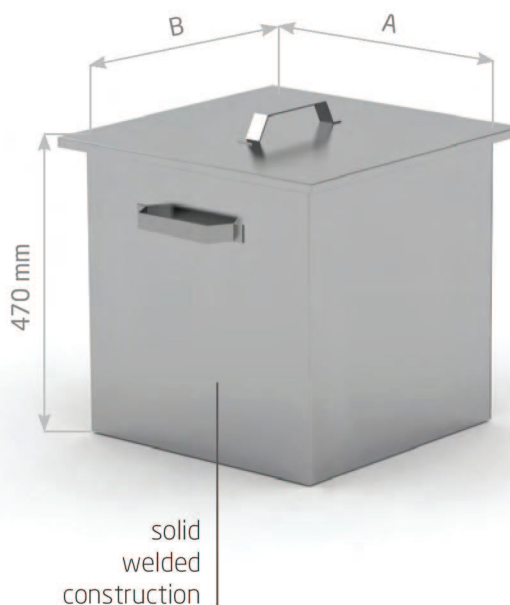
TROLLEYS,
WASTE BINS

Waste bin

- welded construction

Standard
Code:
EQ1073

A mm	B = 500 mm			
	code	capacity l	weight kg	price
400	EQ1073/A	68	11	
500	EQ1073/B	89	12	





OVERSHELVES, STANDS

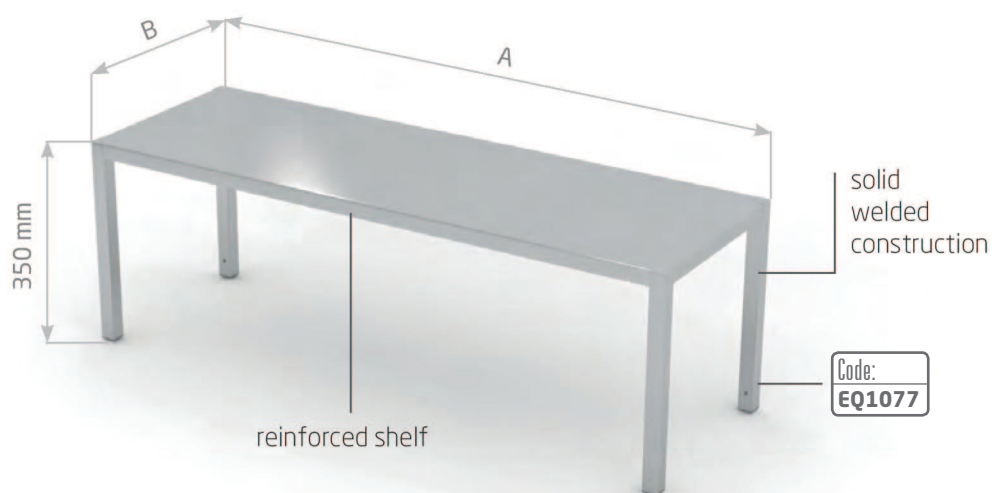




500 OVERSHELVES,
STANDS

- welded construction - ensures stability and durability
- overshelves ready for permanent fitting, optional adjustable feet
- oven stands have runners for GN 1/1 containers
- furniture produced according to AISI 304 standards
 - extra cost next to each individual item
- approximate permissible load per worktop or shelf is 70 kg/m². If heavier loads are expected, please contact us in order to modify the design.



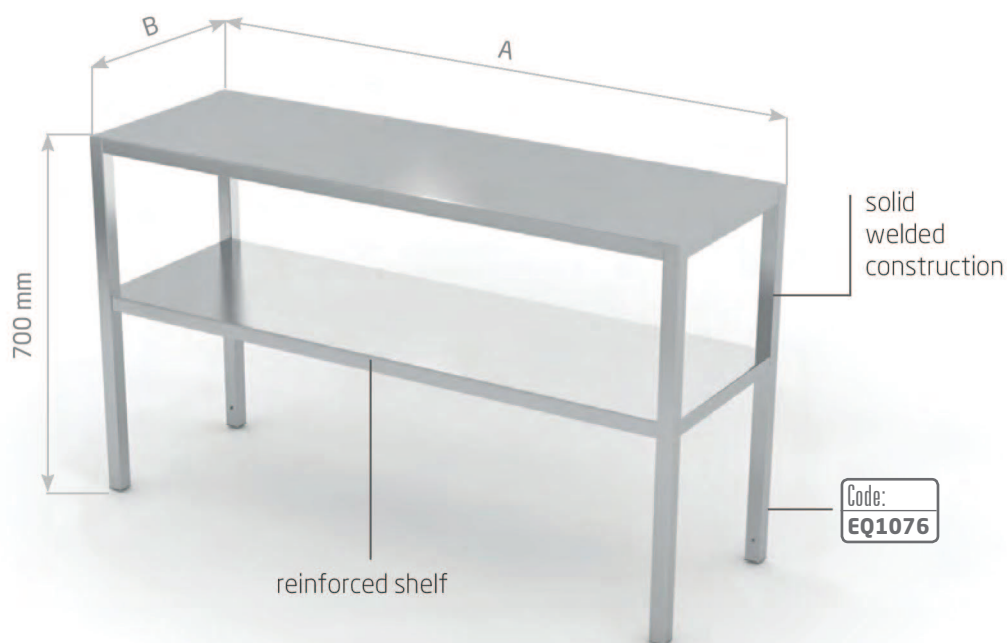


1 level overshelf

- preparation for permanent mounting as standard
- optional extra at the customer's request ☎ – with adjustable feet



A mm	B = 300 mm			B = 400 mm			A mm	B = 300 mm			B = 400 mm		
	code	weight kg	price	code	weight kg	price		code	weight kg	price	code	weight kg	price
600	EQ1077/A	3		EQ1077/A1	4		1500	EQ1077/J	6		EQ1077/J1	7	
700	EQ1077/B	3		EQ1077/B1	4		1600	EQ1077/K	6		EQ1077/K1	7	
800	EQ1077/C	3		EQ1077/C1	4		1700	EQ1077/L	6		EQ1077/L1	7	
900	EQ1077/D	4		EQ1077/D1	4		1800	EQ1077/M	6		EQ1077/M1	8	
1000	EQ1077/E	4		EQ1077/E1	5		1900	EQ1077/N	7		EQ1077/N1	8	
1100	EQ1077/F	4		EQ1077/F1	5								
1200	EQ1077/G	4		EQ1077/G1	5								
1300	EQ1077/H	4		EQ1077/H1	5								
1400	EQ1077/I	5		EQ1077/I1	6								



2 level overshelves


- preparation for permanent mounting as standard
- optional extra at the customer's request ☎ – with adjustable feet



A mm	B = 300 mm			B = 400 mm			A mm	B = 300 mm			B = 400 mm		
	code	weight kg	price	code	weight kg	price		code	weight kg	price	code	weight kg	price
600	EQ1076/A	6		EQ1076/A1	7		1500	EQ1076/J	12		EQ1076/J1	14	
700	EQ1076/B	7		EQ1076/B1	8		1600	EQ1076/K	12		EQ1076/K1	14	
800	EQ1076/C	7		EQ1076/C1	8		1700	EQ1076/L	13		EQ1076/L1	15	
900	EQ1076/D	7		EQ1076/D1	9		1800	EQ1076/M	13		EQ1076/M1	15	
1000	EQ1076/E	8		EQ1076/E1	9		1900	EQ1076/N	13		EQ1076/N1	16	
1100	EQ1076/F	8		EQ1076/F1	10								
1200	EQ1076/G	9		EQ1076/G1	10								
1300	EQ1076/H	9		EQ1076/H1	11								
1400	EQ1076/I	9		EQ1076/I1	11								



AUXILIARY EQUIPMENT




acid
protector
sink

Professional grease separator

Its purpose is to separate the organic oils from the waste water; it is intended for fitting with sinks, troughs and dishwashers. It is manufactured from stainless steel and meets all the requirements of the professional catering business. It is equipped with an integrated grease and organic waste tank, inflow and outflow devices with a diameter of 50 mm and drain ball valve 1/2 inch. The sealed cover features stainless steel locking clips. The grease separator is available in two versions: 30 l, 60 l. and 180 l.

A mm	B mm	H mm	capacity l	weight kg	code	price
650	346	308	30	13	EQ1078/A	
728	416	398	60	17	EQ1078/B	
903	548	629	180	36	EQ1078/C	

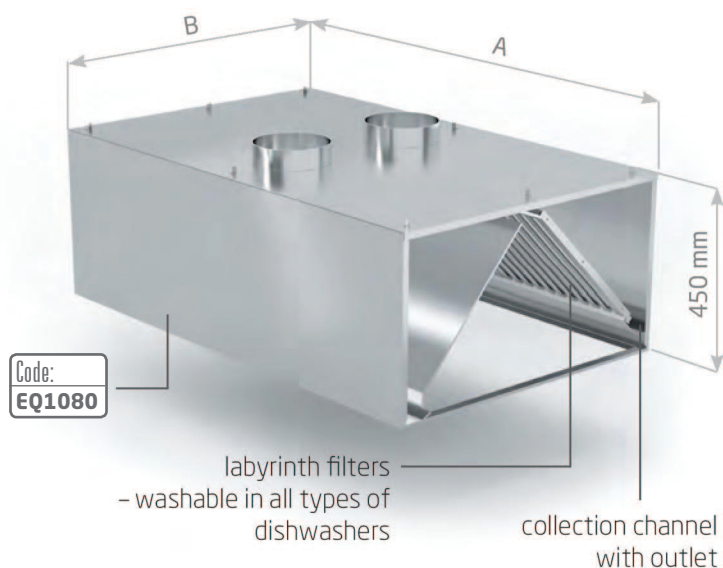
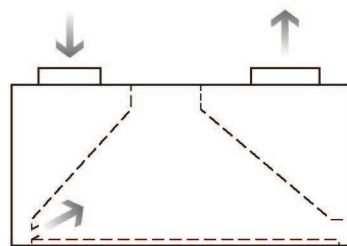


EXTRACTOR HOODS



Wall mounted induction hood

Note! Prices of hoods do not include extra accessories, i.e. labyrinth filters and lighting

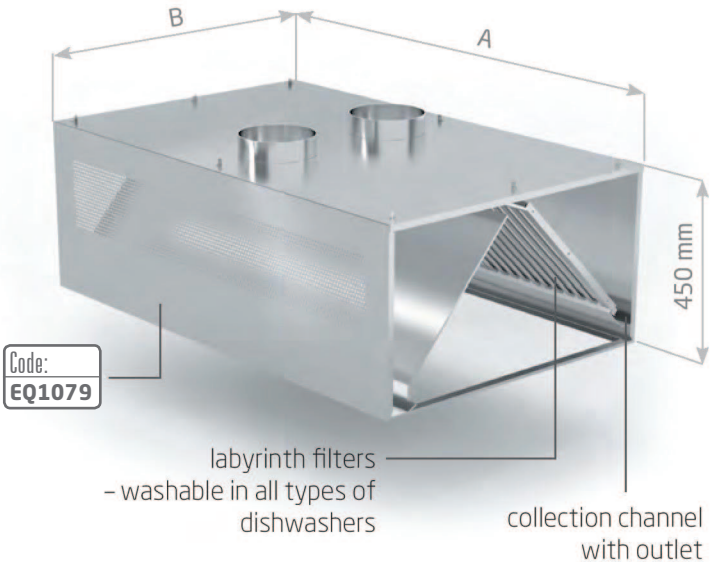
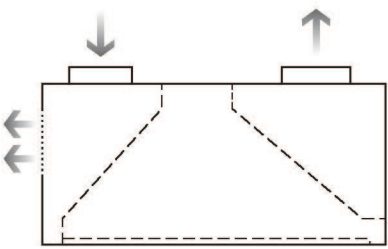


A mm	price					
	B = 900 mm	B = 1000 mm	B = 1100 mm	B = 1200 mm	B = 1300 mm	B = 1400 mm
1200						
1300						
1400						
1500						
1600						
1700						
1800						
1900						
2000						
2100						
2200						
2300						
2400						
2500						
2600						

Extraction and air input hoods can be made with dimension $A > 2600$ mm.
In such a case, the hood will be assembled from two or more smaller, non-though modules.
The price of the hood will be the sum of the prices of individual modules.

Wall mounted compensatory hood

Note! Prices of hoods do not include extra accessories, i.e. labyrinth filters and lighting

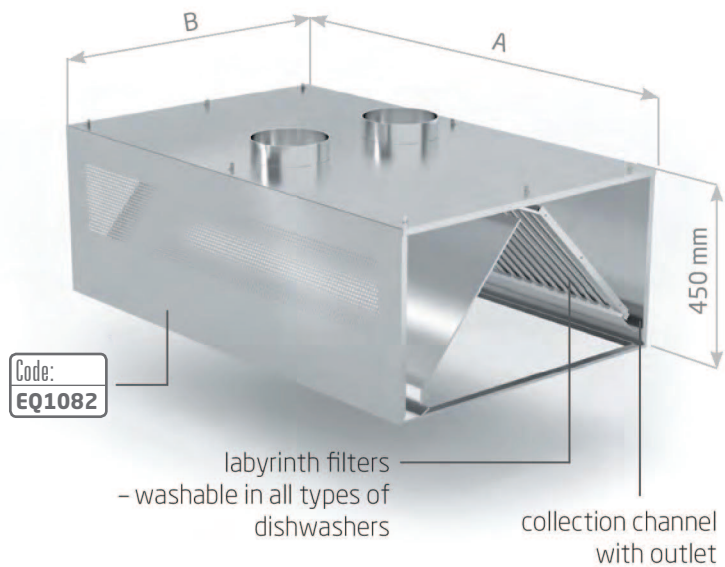
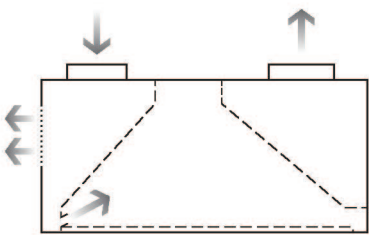


A mm	price					
	B = 900 mm	B = 1000 mm	B = 1100 mm	B = 1200 mm	B = 1300 mm	B = 1400 mm
1200						
1300						
1400						
1500						
1600						
1700						
1800						
1900						
2000						
2100						
2200						
2300						
2400						
2500						
2600						

Extraction and air input hoods can be made with dimension A >2600 mm.
 In such a case, the hood will be assembled from two or more smaller, non-though modules.
 The price of the hood will be the sum of the prices of individual modules.

Wall mounted compensatory- -induction hood

Note! Prices of hoods do not include extra accessories, i.e. labyrinth filters and lighting

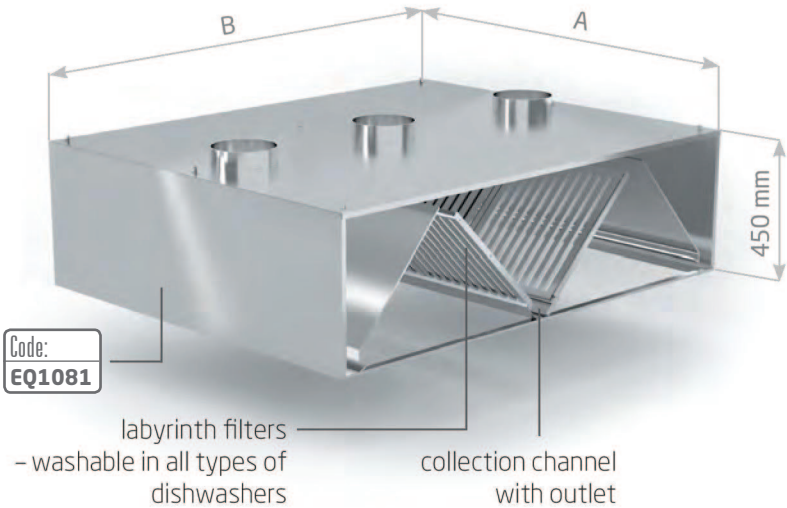
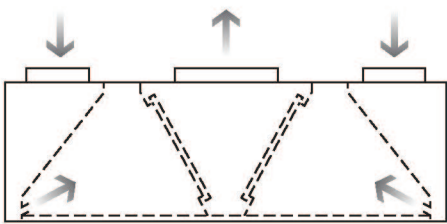


A mm	price					
	B = 900 mm	B = 1000 mm	B = 1100 mm	B = 1200 mm	B = 1300 mm	B = 1400 mm
1200						
1300						
1400						
1500						
1600						
1700						
1800						
1900						
2000						
2100						
2200						
2300						
2400						
2500						
2600						

Extraction and air input hoods can be made with dimension A >2600 mm.
In such a case, the hood will be assembled from two or more smaller, non-though modules.
The price of the hood will be the sum of the prices of individual modules.

Central induction hood

Note! Prices of hoods do not include extra accessories, i.e. labyrinth filters and lighting

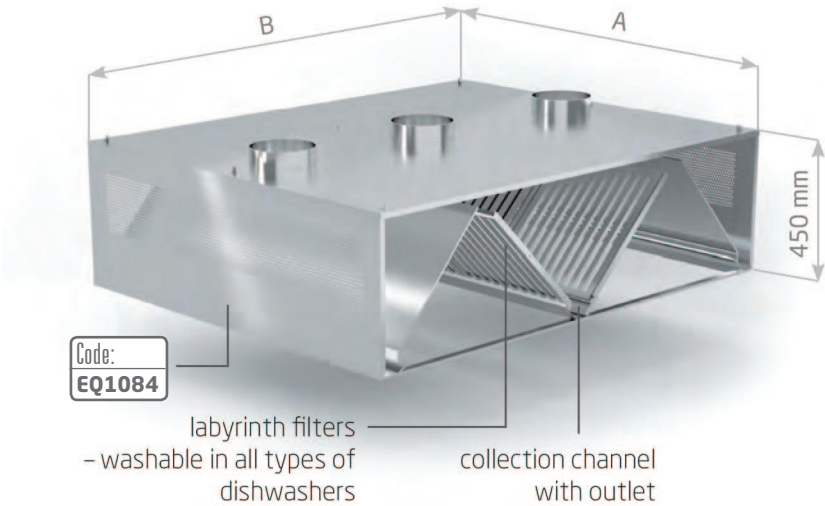
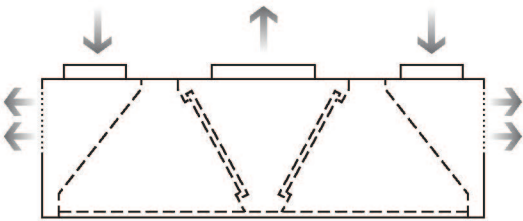


A mm	price			
	B = 1800 mm	B = 2000 mm	B = 2200 mm	B = 2400 mm
1200				
1300				
1400				
1500				
1600				
1700				
1800				
1900				
2000				
2100				
2200				
2300				
2400				
2500				
2600				

Extraction and air input hoods can be made with dimension A >2600 mm.
 In such a case, the hood will be assembled from two or more smaller, non-though modules.
 The price of the hood will be the sum of the prices of individual modules.

Central compensatory hood

Note! Prices of hoods do not include extra accessories, i.e. labyrinth filters and lighting

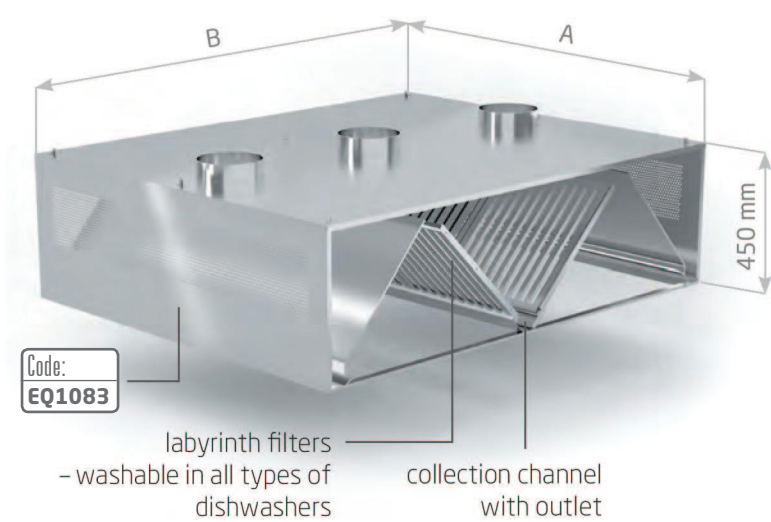
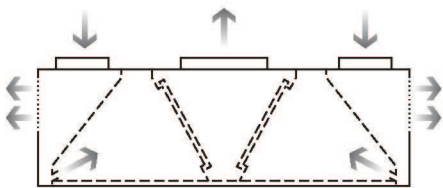


A mm	price €			
	B = 1800 mm	B = 2000 mm	B = 2200 mm	B = 2400 mm
1200				
1300				
1400				
1500				
1600				
1700				
1800				
1900				
2000				
2100				
2200				
2300				
2400				
2500				
2600				

Extraction and air input hoods can be made with dimension A >2600 mm.
In such a case, the hood will be assembled from two or more smaller, non-though modules.
The price of the hood will be the sum of the prices of individual modules.

Central compensatory-induction hood

Note! Prices of hoods do not include extra accessories, i.e. labyrinth filters and lighting



A mm	price			
	B = 1800 mm	B = 2000 mm	B = 2200 mm	B = 2400 mm
1200				
1300				
1400				
1500				
1600				
1700				
1800				
1900				
2000				
2100				
2200				
2300				
2400				
2500				
2600				

Extraction and air input hoods can be made with dimension A >2600 mm.
In such a case, the hood will be assembled from two or more smaller, non-though modules.
The price of the hood will be the sum of the prices of individual modules.



equusteel

High Quality Stainless Steel Equipment
and furniture for the food industry

United Arab Emirates:
Equuchef Middle East UAE
(Equuchef Middle East LLC)
CL No.: 929654, Dubai UAE
Mob.: +971 561766825
Email: uae@equuchef-me.com

Qatar:
Equuchef Middle East QATAR
(Mix Max Group - CR No.: 41100)
P.O Box: 40236, Doha, Qatar
Mob.: +974 30111514
Email: qatar@equuchef-me.com

Saudi Arabia:
Equuchef Middle East KSA
(Al Imtiaz & Al Ibtikar Est. - CR No.: 4030097408)
P.O. Box: 136002, King Fahad St., 22235, Jeddah
Tel.: +966 12 642 1556
Fax: +966 12 642 2021
Mob.: +966 55 313 1395
+966 50 617 1318
+966 53 383 2568
Email: info@equuchef-me.com



www.equuchef-me.com